

Exclusive and Inclusive Religious and National Values: The Case of American Views on Israel

Appendix

Sean Rao

April 17, 2021

University of Maryland

Paper Prepared for the Midwest Political Science Association Conference

Appendix 1: Results Tables (Hypotheses)

Results calculated using R software (R Core Team 2019; 2020), including the {survey} package (Lumley 2004; 2019). Table produced through the {stargazer} package (Hlavac 2018).

Table 1: Logistic Regression Coefficients (Hypotheses)

	Dependent variable:															
	Christian Values				Self-Defense as a Core National Value				Diversity as a Core National Value				Sympathy for Israel			
	All (1)	Republicans (2)	Democrats (3)	Independents (4)	All (5)	Republicans (6)	Democrats (7)	Independents (8)	All (9)	Republicans (10)	Democrats (11)	Independents (12)	All (13)	Republicans (14)	Democrats (15)	Independents (16)
Coreligionist Duty	0.481 [*] (0.207)	0.427 [*] (0.240)	0.214 (0.486)	1.092 [*] (0.649)	0.405 (0.273)	0.136 (0.447)	0.923 ^{**} (0.342)	-0.619 (0.669)	-0.548 [*] (0.227)	-0.474 [*] (0.235)	-1.089 [*] (0.587)	-0.124 (0.606)	0.622 ^{**} (0.234)	0.817 [*] (0.361)	0.487 (0.400)	0.565 (0.603)
Evangelism Duty	0.541 [*] (0.239)	0.564 [*] (0.291)	1.131 [*] (0.518)	-0.502 (0.734)	0.593 [*] (0.294)	1.459 ^{**} (0.505)	0.063 (0.418)	1.030 (0.627)	0.032 (0.283)	-0.022 (0.290)	0.404 (0.858)	-0.722 (0.744)	0.270 (0.284)	0.422 (0.408)	0.138 (0.495)	0.938 (0.816)
Equality Duty	-0.630 [*] (0.270)	-0.316 (0.306)	-0.788 (0.564)	-1.122 [*] (0.488)	-0.298 (0.262)	-0.605 (0.588)	-0.200 (0.348)	-0.529 (0.561)	1.074 ^{***} (0.238)	0.693 [*] (0.286)	1.822 ^{***} (0.446)	0.687 (0.549)	0.029 (0.233)	0.459 (0.331)	-0.506 (0.399)	-0.066 (0.608)
Defense Value	0.222 (0.250)	0.352 (0.417)	0.168 (0.362)	0.396 (0.576)					1.022 ^{***} (0.246)	0.425 (0.434)	1.341 ^{***} (0.387)	1.874 ^{***} (0.549)	1.079 ^{***} (0.222)	1.820 ^{***} (0.454)	0.934 ^{***} (0.255)	0.403 (0.489)
Christian Values					0.239 (0.259)	0.363 (0.420)	0.162 (0.355)	0.389 (0.494)	-1.161 ^{***} (0.220)	-1.119 ^{***} (0.250)	-1.138 [*] (0.503)	-1.065 [*] (0.493)	1.066 ^{***} (0.189)	0.993 ^{***} (0.259)	0.777 [*] (0.349)	1.726 ^{***} (0.464)
Diversity Value	-1.203 ^{***} (0.218)	-1.146 ^{***} (0.251)	-1.257 [*] (0.559)	-1.062 [*] (0.569)	1.051 ^{***} (0.248)	0.360 (0.419)	1.620 ^{***} (0.450)	1.976 ^{***} (0.588)					-0.572 ^{**} (0.217)	-1.035 ^{***} (0.308)	0.247 (0.577)	-0.886 [*] (0.511)
Issue Public	-0.002 (0.178)	0.363 (0.222)	-0.424 (0.331)	-0.555 (0.464)	0.067 (0.175)	0.380 (0.393)	0.015 (0.200)	-0.244 (0.451)	0.081 (0.195)	0.167 (0.237)	-0.447 (0.452)	0.801 (0.509)	0.474 ^{**} (0.178)	0.529 [*] (0.269)	0.394 (0.290)	1.086 [*] (0.586)
Evangelical	0.643 [*] (0.301)	0.627 [*] (0.343)	1.023 [*] (0.604)	0.978 (0.726)	-0.097 (0.345)	-0.335 (0.580)	0.043 (0.446)	0.157 (0.777)	0.078 (0.342)	0.319 (0.382)	-1.273 (0.871)	0.689 (1.094)	1.258 ^{***} (0.344)	1.725 ^{***} (0.489)	1.567 [*] (0.626)	-0.243 (0.850)
Born Again	0.043 (0.324)	-0.195 (0.368)	0.660 (0.603)	-0.141 (0.837)	0.823 [*] (0.335)	1.204 (1.086)	0.597 (0.384)	1.808 (1.111)	-0.326 (0.350)	0.680 (0.420)	-2.219 ^{***} (0.616)	-0.916 (0.916)	0.423 (0.304)	0.585 (0.441)	0.721 (0.459)	-0.284 (0.846)
Catholic	-0.121 (0.276)	-0.043 (0.289)	-0.157 (0.695)	-1.369 [*] (0.790)	0.357 (0.255)	0.310 (0.603)	0.329 (0.290)	0.874 (0.665)	-0.090 (0.301)	0.218 (0.343)	-0.968 (0.698)	-0.200 (0.877)	0.076 (0.242)	0.158 (0.320)	0.446 (0.404)	-0.976 (0.791)
Other Christian	-0.100 (0.365)	-0.167 (0.401)	-0.406 (0.714)	0.972 (0.778)	-0.099 (0.355)	0.157 (0.688)	-0.091 (0.470)	-0.007 (0.739)	0.468 (0.396)	0.700 (0.470)	-0.421 (0.929)	-0.614 (0.913)	0.711 [*] (0.350)	1.174 [*] (0.456)	0.0005 (0.583)	0.680 (0.790)
Jewish	-1.869 ^{***} (0.542)	-2.117 ^{**} (0.655)	-0.987 (0.792)	-15.679 ^{***} (0.712)	-0.307 (0.338)	-0.068 (1.009)	-0.384 (0.368)	0.383 (1.024)	0.412 (0.551)	-0.015 (0.615)	1.711 (1.170)	-1.402 (1.274)	2.779 ^{***} (0.421)	2.679 ^{**} (0.886)	2.978 ^{***} (0.504)	0.408 (1.152)
Other Religion	-2.923 [*] (1.433)	-16.504 ^{***} (1.220)	-0.195 (1.224)	-13.199 ^{***} (0.976)	1.265 (0.854)	17.055 ^{***} (1.418)	0.480 (0.761)	1.052 (2.267)	-1.666 [*] (0.917)	-20.050 ^{***} (1.595)	12.169 ^{***} (0.867)	13.231 ^{***} (1.050)	0.474 (0.818)	-1.274 (1.096)	0.801 (0.758)	-12.719 ^{***} (0.956)
Secular	-0.404 (0.306)	0.014 (0.378)	-0.516 (0.602)	-0.977 (0.689)	0.157 (0.227)	-0.413 (0.632)	0.090 (0.263)	1.196 [*] (0.676)	-0.610 [*] (0.296)	-0.195 (0.432)	-1.379 [*] (0.648)	-1.628 [*] (0.805)	0.434 (0.274)	1.168 [*] (0.493)	0.331 (0.412)	-0.196 (0.614)
Republican	1.204 ^{***} (0.246)				1.359 ^{***} (0.310)				-0.507 [*] (0.292)				1.173 ^{***} (0.248)			
Democrat	-0.614 [*] (0.279)				-0.505 [*] (0.261)				0.598 [*] (0.311)				-0.219 (0.270)			
Woman	0.091 (0.164)	-0.193 (0.206)	0.466 (0.330)	0.491 (0.438)	-0.568 ^{***} (0.154)	-1.052 ^{**} (0.380)	-0.258 (0.181)	-1.321 ^{**} (0.471)	0.217 (0.175)	0.567 [*] (0.240)	-0.634 (0.452)	0.315 (0.498)	-0.558 ^{***} (0.161)	-0.807 ^{**} (0.257)	-0.379 (0.245)	0.116 (0.417)
Black	0.221 (0.437)	-1.947 (1.249)	-0.186 (0.532)	1.150 (0.836)	0.545 (0.348)	13.901 ^{***} (0.859)	0.839 [*] (0.389)	-0.376 (0.870)	-0.731 [*] (0.392)	14.569 ^{***} (0.718)	-1.052 [*] (0.472)	1.317 (0.837)	-0.801 [*] (0.485)	-2.558 [*] (1.024)	-0.760 (0.551)	-0.731 (0.871)
Hispanic	0.032 (0.325)	-0.244 (0.385)	0.531 (0.535)	0.332 (0.856)	0.314 (0.316)	0.624 (0.854)	0.511 (0.351)	-0.308 (0.661)	0.639 [*] (0.359)	1.668 ^{**} (0.519)	-0.169 (0.617)	0.816 (0.834)	-0.101 (0.303)	0.002 (0.478)	-0.277 (0.411)	-2.135 [*] (0.990)
Asian	-0.105 (0.593)	0.768 (0.917)	-1.682 (1.292)	-2.809 [*] (1.514)	-0.930 (0.620)	-1.564 [*] (0.793)	-0.209 (0.572)	-1.662 [*] (0.971)	0.332 (0.703)	2.578 [*] (1.188)	0.174 (0.901)	1.162 (1.186)	-1.364 ^{**} (0.444)	-1.286 [*] (0.635)	-0.918 (0.571)	-3.548 [*] (1.410)
Native American	-0.080 (0.700)	0.775 (1.086)	-1.434 (1.234)	-0.326 (1.073)	1.651 (1.029)	13.978 ^{***} (0.669)	3.728 ^{**} (1.169)	-0.894 (1.265)	-0.317 (0.593)	0.105 (0.733)	1.201 (1.604)	-2.201 (1.357)	-0.331 (0.529)	0.057 (0.728)	-1.732 [*] (0.918)	0.451 (1.432)
Other Race	0.411 (0.358)	0.157 (0.582)	-0.112 (0.591)	1.079 (0.735)	0.689 [*] (0.417)	1.305 (1.478)	0.838 [*] (0.455)	0.232 (0.746)	0.076 (0.506)	-0.608 (0.567)	-1.189 (0.965)	2.191 [*] (1.007)	0.330 (0.548)	-0.605 (0.671)	0.378 (0.903)	1.127 (0.919)
Age	0.061 [*] (0.029)	0.054 (0.037)	0.026 (0.058)	0.111 (0.074)	0.030 (0.026)	0.088 (0.065)	0.0004 (0.031)	0.149 (0.096)	0.054 [*] (0.032)	0.033 (0.042)	0.130 [*] (0.066)	-0.109 (0.079)	0.130 ^{***} (0.029)	0.178 ^{***} (0.046)	0.078 [*] (0.041)	0.115 (0.081)
Intercept	-0.527 (0.492)	0.212 (0.621)	-0.815 (0.972)	-0.536 (0.922)	0.181 (0.427)	2.013 [*] (0.960)	-0.940 (0.650)	-0.643 (0.794)	0.335 (0.470)	0.223 (0.662)	1.927 [*] (0.902)	0.835 (1.147)	-3.262 ^{***} (0.499)	-3.274 ^{***} (0.722)	-3.272 ^{***} (0.911)	-2.569 ^{**} (0.961)
Observations	2,271	850	1,144	277	2,271	850	1,144	277	2,271	850	1,144	277	2,271	850	1,144	277
Log Likelihood	-952.507	-465.890	-326.231	-100.947	-853.056	-178.796	-578.339	-96.069	-719.102	-325.803	-225.072	-83.307	-898.204	-364.236	-394.836	-98.134
Akaike Inf. Crit.	1,951.015	973.780	694.462	243.894	1,752.113	399.593	1,198.678	234.137	1,484.204	693.605	492.144	208.615	1,844.408	772.472	833.672	240.267

Note:

*p<0.1; **p<0.05; ***p<0.01; ****p<0.001

Table 2: Change in Predicted Probabilities (Hypotheses)

Results calculated using R software (R Core Team 2019), including the `{survey}` (Lumley 2004; 2019), `{DAMisc}` (Armstrong 2010) and `{dplyr}` (Wickham et al. 2020) packages. Table produced through the `{stargazer}` package (Hlavac 2018).

Dependent Variable	Independent Variable	Change in Predicted Probability	95% C.I. Min.	95% C.I. Max.	Subset
Christian Values	Coreligionist Duty	0.074	0.014	0.145	All
Christian Values	Coreligionist Duty	0.089	-0.005	0.185	Republicans
Christian Values	Coreligionist Duty	0.025	-0.049	0.130	Democrats
Christian Values	Coreligionist Duty	0.164	-0.027	0.383	Independents
Christian Values	Evangelism Duty	0.082	0.008	0.162	All
Christian Values	Evangelism Duty	0.115	-0.0003	0.224	Republicans
Christian Values	Evangelism Duty	0.126	0.012	0.282	Democrats
Christian Values	Evangelism Duty	-0.051	-0.188	0.148	Independents
Defense Value	Coreligionist Duty	0.055	-0.025	0.122	All
Defense Value	Coreligionist Duty	0.006	-0.059	0.054	Republicans
Defense Value	Coreligionist Duty	0.169	0.061	0.262	Democrats
Defense Value	Coreligionist Duty	-0.085	-0.287	0.093	Independents
Defense Value	Evangelism Duty	0.079	0.002	0.146	All
Defense Value	Evangelism Duty	0.063	0.025	0.098	Republicans
Defense Value	Evangelism Duty	0.012	-0.160	0.170	Democrats
Defense Value	Evangelism Duty	0.103	-0.023	0.208	Independents
Diversity Value	Equality Duty	0.140	0.073	0.212	All
Diversity Value	Equality Duty	0.121	0.024	0.222	Republicans
Diversity Value	Equality Duty	0.140	0.062	0.237	Democrats
Diversity Value	Equality Duty	0.089	-0.060	0.231	Independents
Sympathy for Israel	Christian Values	0.176	0.112	0.243	All
Sympathy for Israel	Christian Values	0.155	0.076	0.232	Republicans
Sympathy for Israel	Christian Values	0.117	0.014	0.241	Democrats
Sympathy for Israel	Christian Values	0.276	0.131	0.426	Independents
Sympathy for Israel	Defense Value	0.158	0.095	0.219	All
Sympathy for Israel	Defense Value	0.304	0.151	0.439	Republicans
Sympathy for Israel	Defense Value	0.112	0.058	0.169	Democrats
Sympathy for Israel	Defense Value	0.053	-0.084	0.175	Independents
Sympathy for Israel	Diversity Value	-0.088	-0.155	-0.024	All
Sympathy for Israel	Diversity Value	-0.145	-0.221	-0.066	Republicans
Sympathy for Israel	Diversity Value	0.023	-0.123	0.134	Democrats
Sympathy for Israel	Diversity Value	-0.129	-0.284	0.017	Independents

Table 3: Mediation Analysis

Results calculated using R software (R Core Team 2019), including the *{survey}* (Lumley 2004; 2019) and *{mediation}* packages (Tingley et al. 2014). Table produced through the *{stargazer}* package (Hlavac 2018).

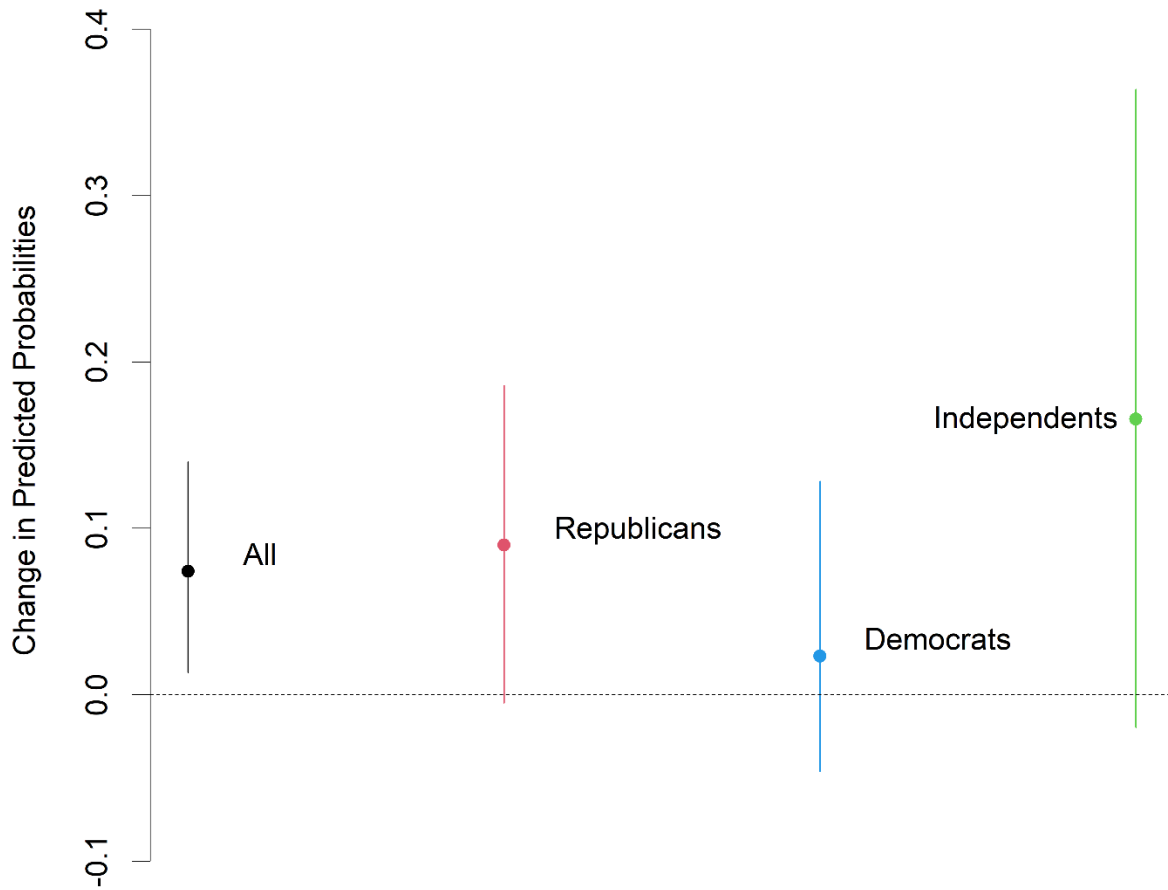
Treatment	Mediator	ACME Treated	95% C.I. Min. (ACME)	95% C.I. Max. (ACME)	p (ACME)	Significance (ACME)	Total Effect	95% C.I. Min. (Total)	95% C.I. Max. (Total)	p (Total)	Significance (Total)	Subset
Coreligionist Duty	Christian Values	0.014	0.001	0.030	0.032	*	0.109	0.039	0.184	0.002	**	All
Evangelism Duty	Christian Values	0.016	0.001	0.034	0.032	*	0.058	-0.025	0.141	0.172		All
Coreligionist Duty	Defense Value	0.008	-0.004	0.021	0.166		0.103	0.027	0.178	0.004	**	All
Evangelism Duty	Defense Value	0.011	-0.001	0.023	0.070	+	0.053	-0.036	0.136	0.240		All
Equality Duty	Diversity Value	-0.012	-0.026	-0.002	0.012	*	-0.009	-0.077	0.056	0.816		All
Coreligionist Duty	Christian Values	0.013	-0.005	0.036	0.140		0.138	0.026	0.236	0.014	*	Republicans
Evangelism Duty	Christian Values	0.019	-0.003	0.049	0.098	+	0.084	-0.029	0.197	0.160		Republicans
Coreligionist Duty	Defense Value	0.001	-0.023	0.022	0.866		0.124	0.020	0.223	0.022	*	Republicans
Evangelism Duty	Defense Value	0.021	0.003	0.043	0.018	*	0.082	-0.037	0.203	0.166		Republicans
Equality Duty	Diversity Value	-0.016	-0.039	-0.0001	0.050	+	0.057	-0.043	0.151	0.270		Republicans
Coreligionist Duty	Christian Values	0.003	-0.011	0.025	0.696		0.073	-0.034	0.206	0.218		Democrats
Evangelism Duty	Christian Values	0.016	-0.001	0.051	0.072	+	0.038	-0.074	0.182	0.602		Democrats
Coreligionist Duty	Defense Value	0.020	0.004	0.039	0.010	*	0.091	-0.018	0.211	0.106		Democrats
Evangelism Duty	Defense Value	0.001	-0.021	0.020	0.888		0.023	-0.093	0.171	0.774		Democrats
Equality Duty	Diversity Value	0.003	-0.019	0.023	0.630		-0.064	-0.179	0.038	0.252		Democrats
Coreligionist Duty	Christian Values	0.047	-0.014	0.134	0.146		0.129	-0.041	0.306	0.158		Independents
Evangelism Duty	Christian Values	-0.014	-0.068	0.042	0.568		0.122	-0.096	0.371	0.288		Independents
Coreligionist Duty	Defense Value	-0.005	-0.034	0.012	0.640		0.075	-0.075	0.238	0.366		Independents
Evangelism Duty	Defense Value	0.006	-0.011	0.031	0.542		0.139	-0.071	0.381	0.236		Independents
Equality Duty	Diversity Value	-0.010	-0.041	0.010	0.346		-0.016	-0.175	0.136	0.866		Independents

Appendix 2: Change in Predicted Probability Plots (Hypotheses)

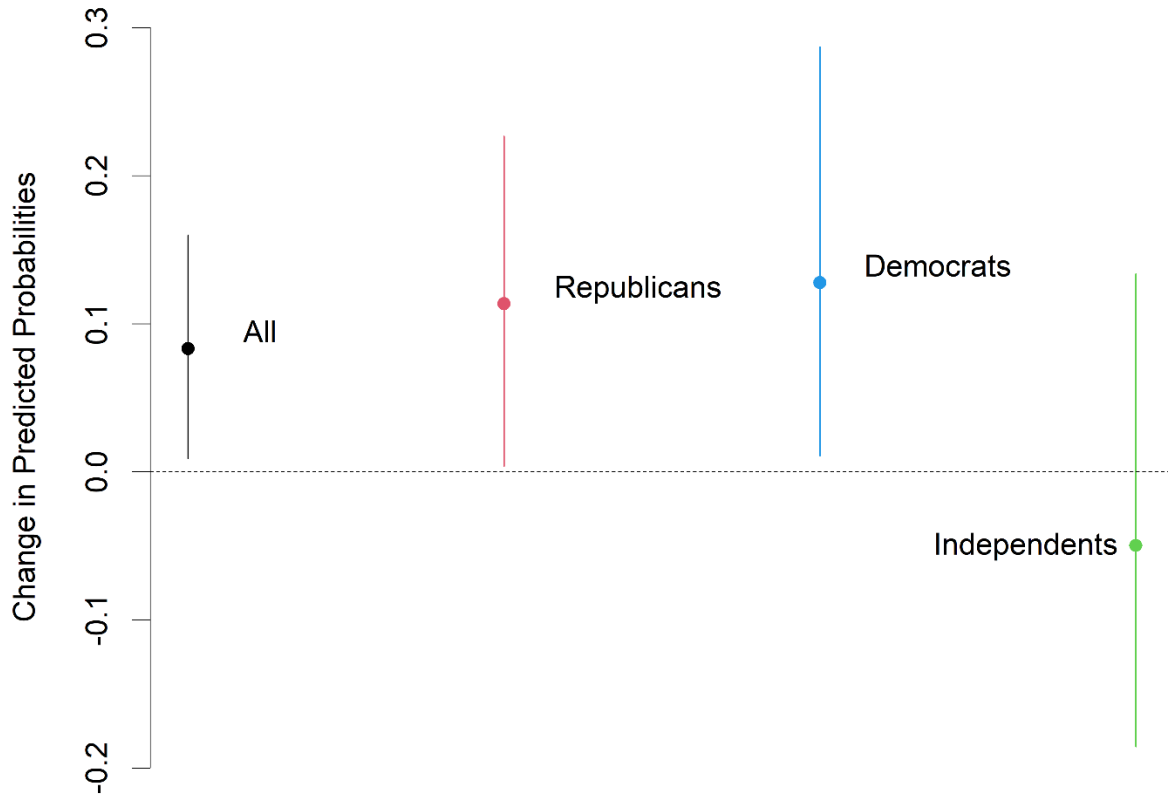
Predicted probabilities results calculated using R software (R Core Team 2019), including the {DAMisc} (Armstrong 2020), {dplyr} (Wickham et al. 2020), and {calibrate} (Graffelman 2019) packages.

Change in the Predicted Probability of Holding Christian Values as a National Value

Relationship of Coreligionist Duty and and Christian Values as a National Value

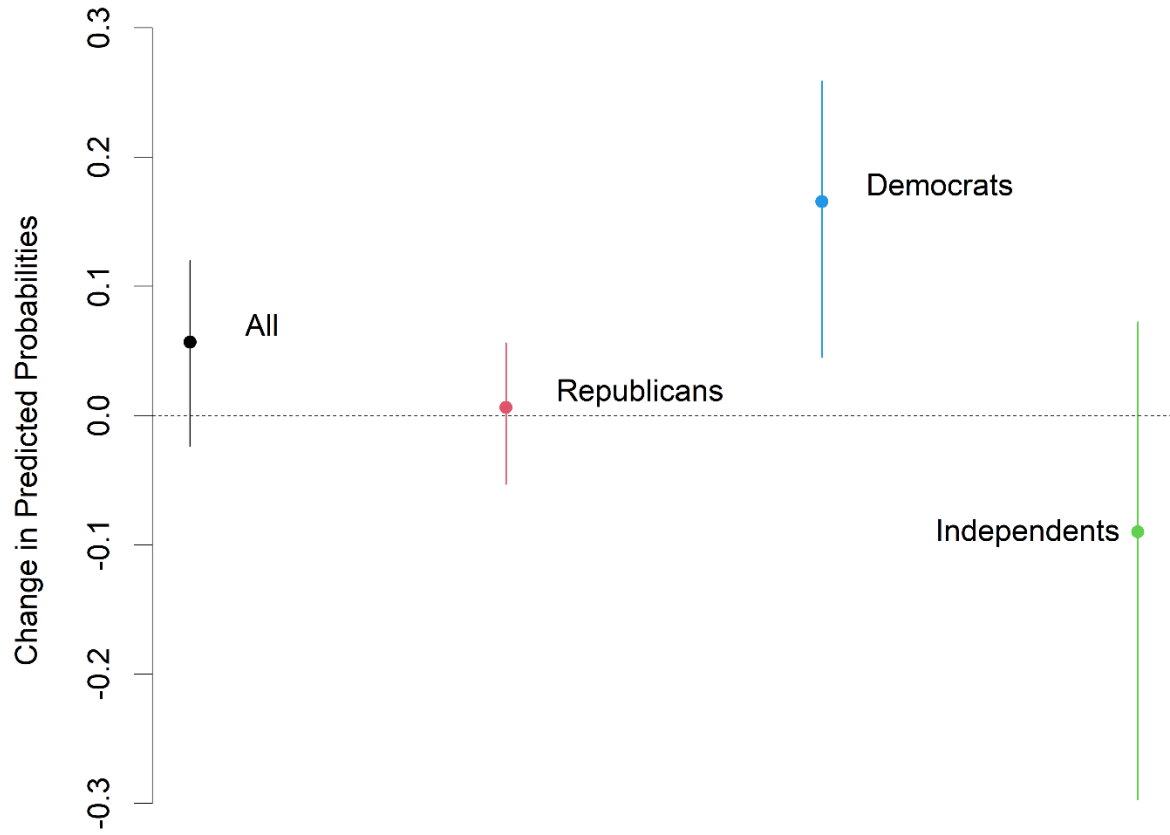


Relationship of Evangelism Duty and and Christian Values as a National Value

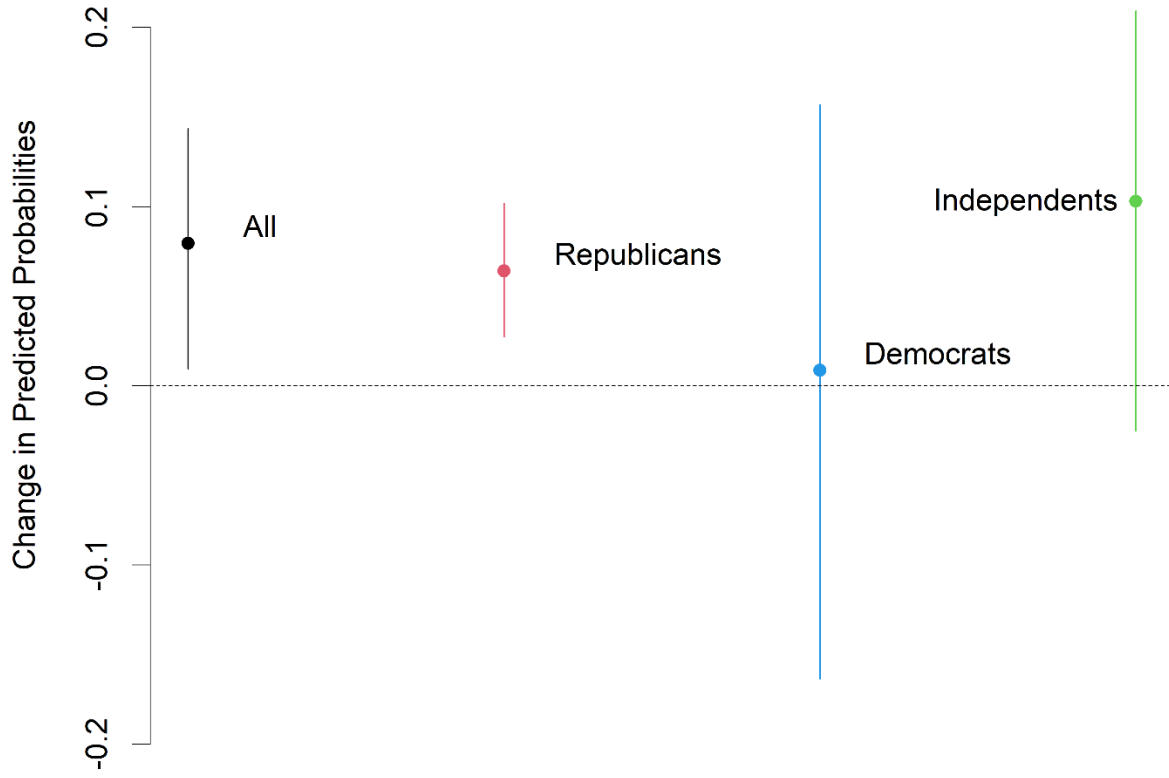


Change in the Predicted Probability of Defense as a National Value

Relationship of Coreligionist Duty and Defense as a National Value

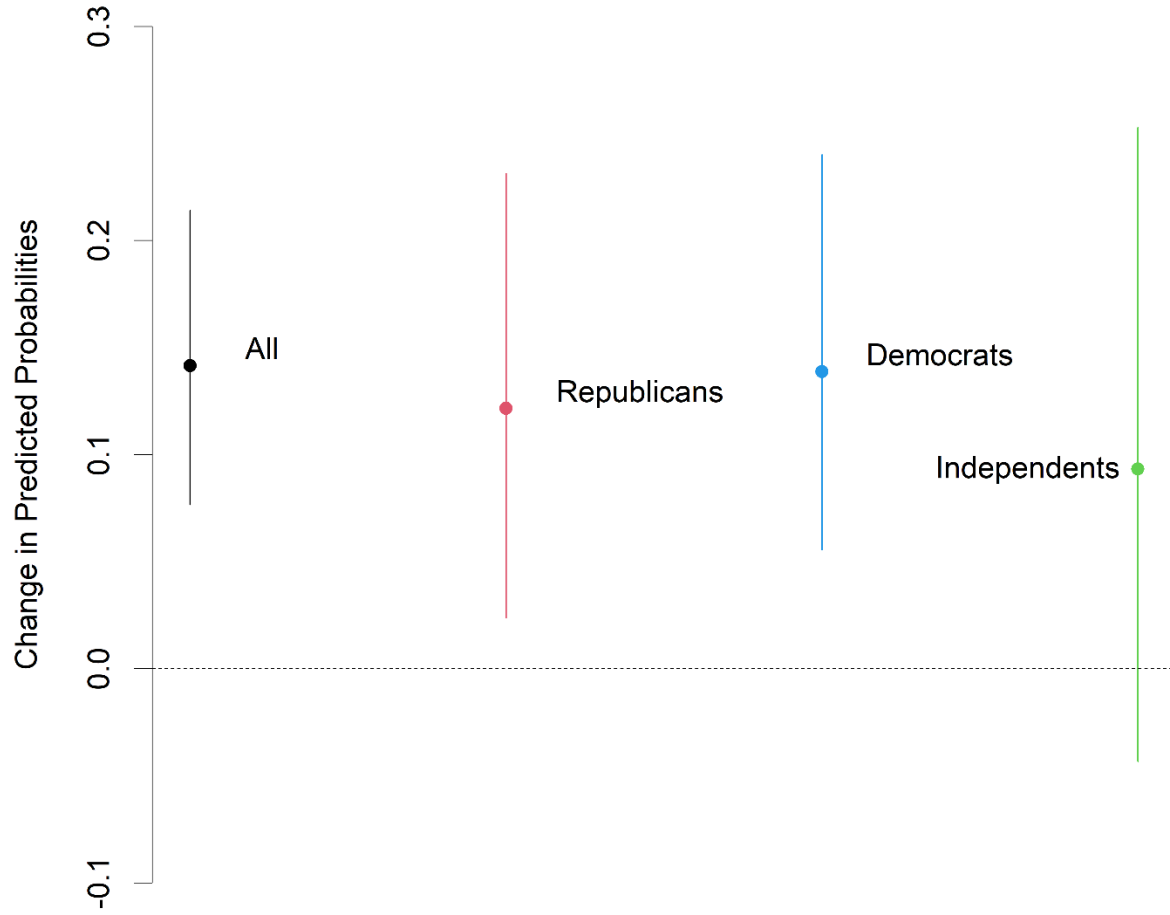


Relationship of Evangelism Duty and Defense as a National Value



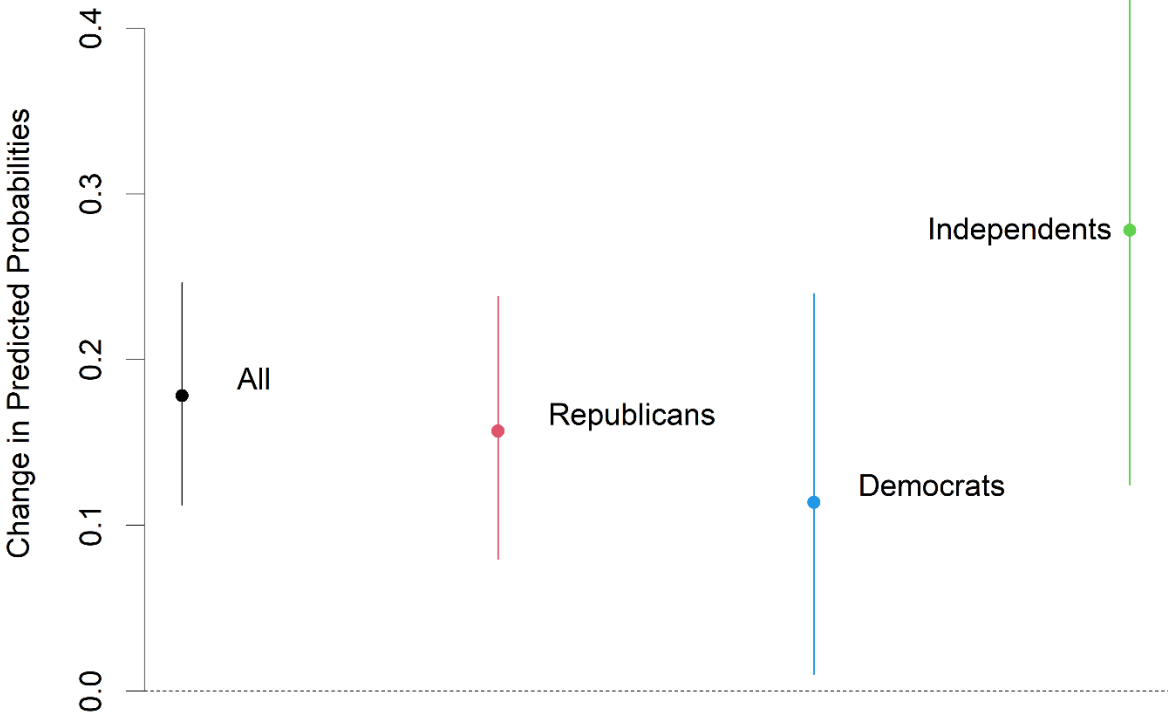
Change in the Predicted Probability of Diversity as a National Value

Relationship of Equality Duty and Diversity as a National Value

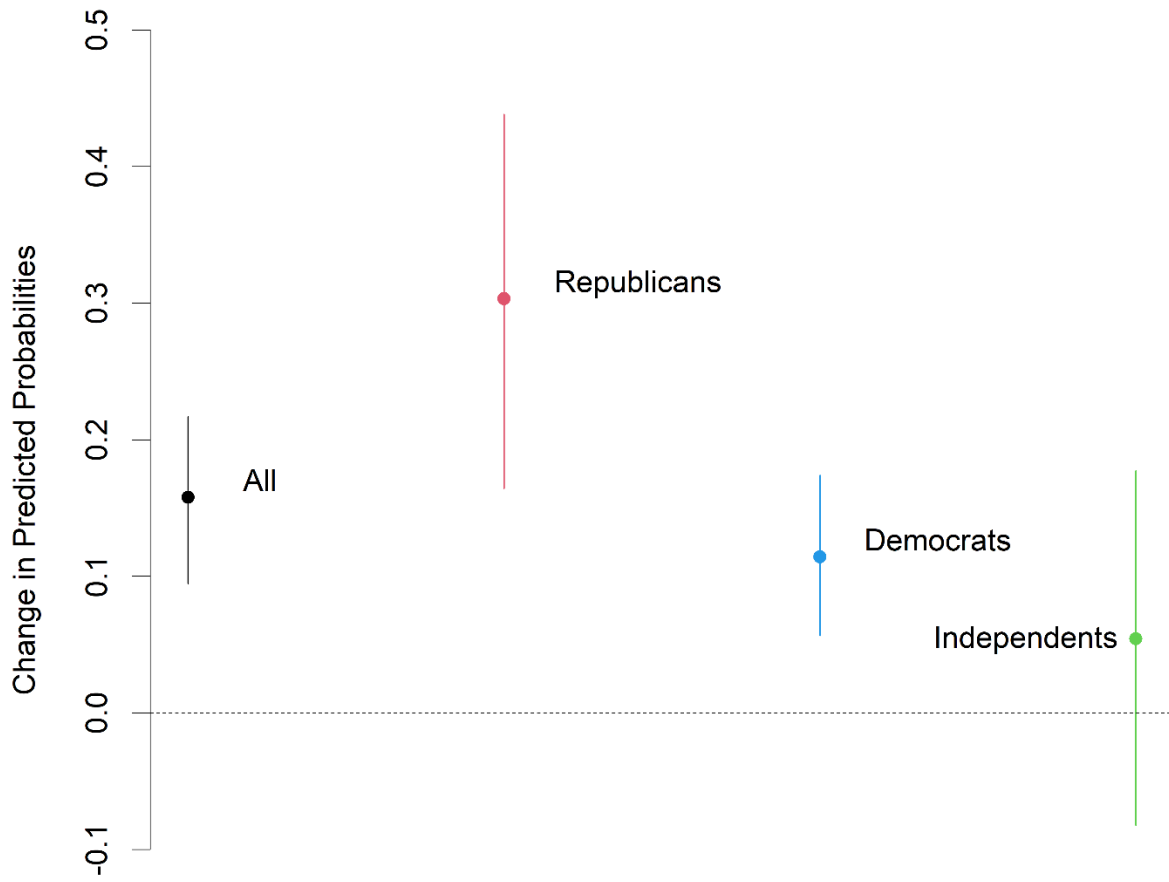


Change in the Predicted Probability of Sympathizing with Israel

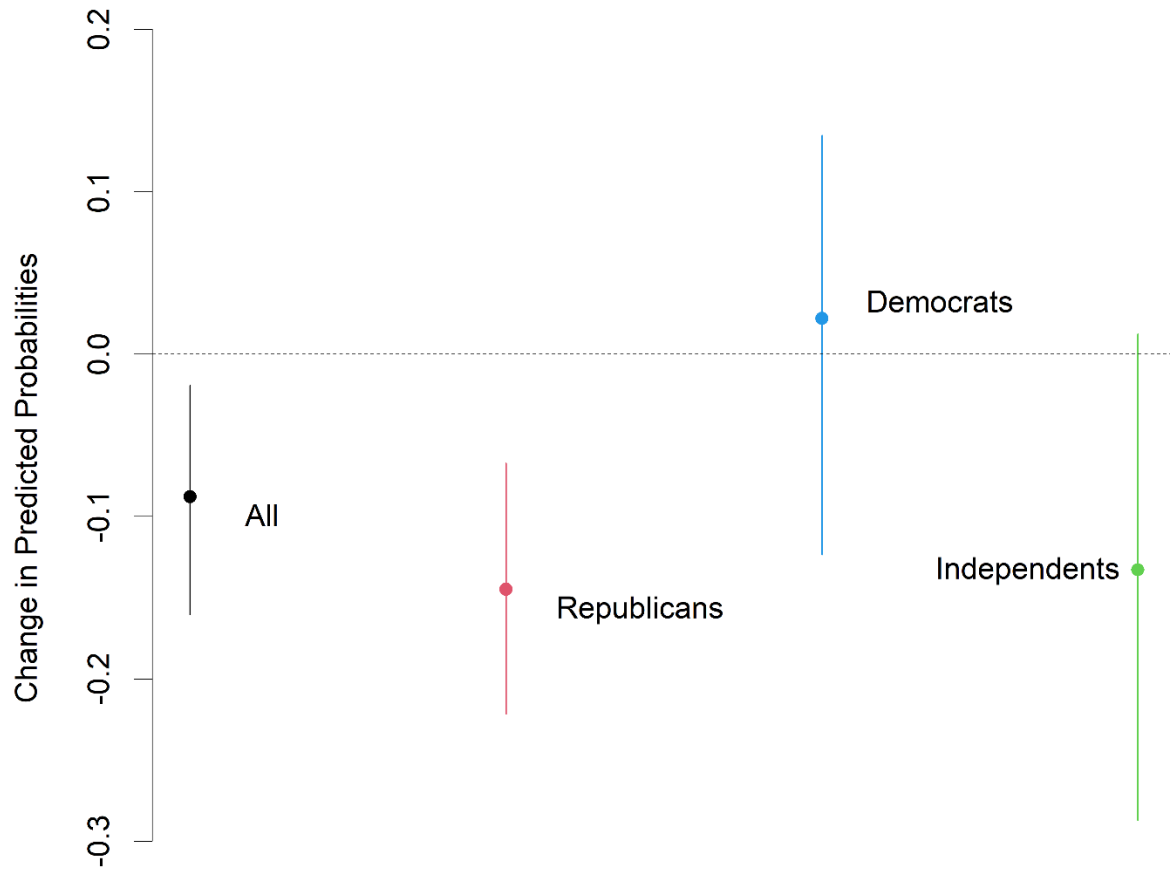
Relationship of Christian Values as a National Value and Sympathy for Israel



Relationship of Defense as a National Value and Sympathy for Israel



Relationship of Diversity as a National Value and Sympathy for Israel



Appendix 3: Summary Statistics

Table 3: Summary Statistics for Binary Variables (All Respondents)

Variable Name	0 (Weighted)	1 (Weighted)	Mean (Weighted)	N (Weighted)	0 (Unweighted)	1 (Unweighted)	Mean (Unweighted)	N (Unweighted)
Sympathy for Israel	1607.750659	980.102848	0.378731966608186	2587.853507	1559	1025	0.396671826625387	2584
Sympathy for the Palestinians	2323.904442	263.949065	0.10199536576782	2587.853507	2240	344	0.13312693498452	2584
Sympathy for Both	2013.517833	574.335674	0.221935156857393	2587.853507	1987	597	0.231037151702786	2584
Sympathy for Neither	1818.387587	769.46592	0.297337510766602	2587.853507	1966	618	0.239164086687307	2584
Coreligionist Duty	1918.670604	514.795555	0.211548269572628	2433.466159	2031	426	0.173382173382173	2457
Equality Duty	383.241642	2141.622882	0.848212987921882	2524.864524	314	2242	0.877151799687011	2556
Evangelism Duty	2035.006271	386.711139	0.159684667336971	2421.71741	2141	309	0.126122448979592	2450
Diversity Core Value	404.432131	2156.419978	0.842071266209149	2560.852109	381	2195	0.852096273291925	2576
Self-Defense Core Value	522.912778	2040.219022	0.795986777582019	2563.1318	646	1940	0.750193348801237	2586
Christian Values	1725.129982	806.689776	0.318620539021799	2531.819758	1803	755	0.295152462861611	2558
45 or older	1208.392823	1407.607192	0.538076140645588	2616.000015	734	1882	0.719418960244648	2616
Foreign Relatives	1534.296101	1072.129939	0.411341017372586	2606.42604	1485	1116	0.429065743944637	2601
Favorability towards Israel	595.052637	1877.874016	0.759373115139457	2472.926653	541	1960	0.783686525389844	2501
Favorability towards Palestine	1559.655237	866.62148	0.357181633046186	2426.276717	1579	875	0.356560717196414	2454
Favorability towards Saudi Arabia	1199.009276	1226.403927	0.505647419368814	2425.413203	1269	1191	0.484146341463415	2460
Favorability towards Egypt	1022.108466	1423.518717	0.582066934361516	2445.627183	1104	1369	0.553578649413668	2473
Favorability towards Jordan	737.854506	1681.185915	0.694980497392854	2419.040421	628	1827	0.744195519348269	2455
Favorability towards Morocco	766.63992	1629.326857	0.680028985643986	2395.966777	740	1681	0.694341181330029	2421
Favorability towards the UAE	883.290021	1522.081041	0.632784298874217	2405.371062	862	1577	0.646576465764658	2439
Favorability towards Qatar	1128.435335	1246.124089	0.524781176838639	2374.559424	1103	1296	0.540225093789079	2399
Favorability towards Kuwait	964.150454	1439.381653	0.598861004938512	2403.532107	890	1543	0.634196465269215	2433
Sympathy for Jews	606.655605	1936.733392	0.761477459517373	2543.388997	595	1952	0.766391833529643	2547
Sympathy for Muslims	1220.570447	1294.872062	0.514769094251639	2515.442509	1173	1363	0.537460567823344	2536
Sympathy for Christians	490.887741	2049.12674	0.806738211662975	2540.014481	430	2121	0.831438651509212	2551
Support Jewish State	1700.749308	751.634613	0.306491412932404	2452.383921	1817	657	0.265561843168957	2474
Support Annexation wo/Citizenship	2256.576123	207.018392	0.0840310330046339	2463.594515	2302	174	0.0702746365105008	2476
Issue Public	1001.886391	1578.992152	0.611804130141122	2580.878543	865	1725	0.666023166023166	2590
Evangelical	2238.681798	377.318217	0.144234791604158	2616.000015	2304	312	0.119266055045872	2616
Born-Again Christian	2309.733491	306.266524	0.117074358655919	2616.000015	2381	235	0.0898318042813456	2616
Jewish	2560.581395	55.41862	0.0211844876461134	2616.000015	2501	115	0.043960244648318	2616
Catholic	1998.907021	617.092994	0.235891815925697	2616.000015	2015	601	0.22974006116208	2616
Other Christian	2405.829888	210.170127	0.0803402621540123	2616.000015	2414	202	0.077217125382263	2616
Other Religion	2580.208789	35.791226	0.0136816612365348	2616.000015	2584	32	0.0122324159021407	2616
Secular	1977.664681	638.335334	0.244011976429595	2616.000015	1952	664	0.253822629969419	2616
Republican	1513.561612	1102.438403	0.421421405458211	2616.000015	1626	990	0.378440366972477	2616
Democrat	1419.291268	1196.708747	0.457457469471765	2616.000015	1324	1292	0.49388379204893	2616
Woman	1273.923848	1342.076167	0.513026054780049	2616.000015	1381	1235	0.472094801223242	2616
Native American	2481.517081	31.552411	0.0125553276980372	2513.069492	2507	26	0.0102645084879589	2533
Asian	2436.998928	76.070564	0.0302699802938836	2513.069492	2480	53	0.0209238057639163	2533
Other Race	2418.367772	94.70172	0.0376836853503134	2513.069492	2455	78	0.0307935254638768	2533
Hispanic	2153.346263	359.723229	0.143140979644665	2513.069492	2362	171	0.06750888274773	2533
Black	2264.524346	248.545146	0.0989010239435114	2513.069492	2410	123	0.0485590209238058	2533

Table 4: Summary Statistics for Binary Variables (Republicans)

Variable Name	0 (Weighted)	1 (Weighted)	Mean (Weighted)	N (Weighted)	0 (Unweighted)	1 (Unweighted)	Mean (Unweighted)	N (Unweighted)
Sympathy for Israel	392.488395	698.766804	0.640333081244729	1091.255199	1559	1025	0.396671826625387	2584
Sympathy for the Palestinians	1064.771342	26.483857	0.0242691691405174	1091.255199	2240	344	0.13312693498452	2584
Sympathy for Both	953.248934	138.006265	0.126465619706981	1091.255199	1987	597	0.231037151702786	2584
Sympathy for Neither	863.256926	227.998273	0.208932129907772	1091.255199	1966	618	0.239164086687307	2584
Coreligionist Duty	735.819278	295.630407	0.286616411533395	1031.449685	2031	426	0.173382173382173	2457
Equality Duty	167.569649	898.606207	0.84283113516688	1066.175856	314	2242	0.877151799687011	2556
Evangelism Duty	797.67087	226.926976	0.221479067993278	1024.597846	2141	309	0.126122448979592	2450
Diversity Core Value	239.097119	843.934438	0.779233469740901	1083.031557	381	2195	0.852096273291925	2576
Self-Defense Core Value	81.803179	1000.255511	0.924400423233974	1082.05869	646	1940	0.750193348801237	2586
Christian Values	480.769159	582.361448	0.547779778105852	1063.130607	1803	755	0.295152462861611	2558
45 or older	458.155018	644.283385	0.584416674207602	1102.438403	734	1882	0.719418960244648	2616
Foreign Relatives	650.140699	448.208306	0.408074577351668	1098.349005	1485	1116	0.429065743944637	2601
Favorability towards Israel	153.580558	892.225339	0.853146211509649	1045.805897	541	1960	0.783686525389844	2501
Favorability towards Palestine	810.173522	208.261096	0.204491375606401	1018.434618	1579	875	0.356560717196414	2454
Favorability towards Saudi Arabia	444.283265	577.189514	0.565056187366105	1021.472779	1269	1191	0.484146341463415	2460
Favorability towards Egypt	430.420099	597.669765	0.581340003367643	1028.089864	1104	1369	0.553578649413668	2473
Favorability towards Jordan	339.81457	675.531049	0.665321282092418	1015.345619	628	1827	0.744195519348269	2455
Favorability towards Morocco	363.057455	638.413706	0.63747587635227	1001.471161	740	1681	0.694341181330029	2421
Favorability towards the UAE	361.139432	652.703905	0.643791679818477	1013.843337	862	1577	0.646576465764658	2439
Favorability towards Qatar	493.071337	503.947074	0.50545413047543	997.018411	1103	1296	0.540225093789079	2399
Favorability towards Kuwait	413.879963	605.986058	0.594182025405472	1019.866021	890	1543	0.634196465269215	2433
Sympathy for Jews	177.748813	897.23182	0.834649288049081	1074.980633	595	1952	0.766391833529643	2547
Sympathy for Muslims	717.548705	349.745015	0.327693312952315	1067.29372	1173	1363	0.537460567823344	2536
Sympathy for Christians	146.911841	933.160718	0.863979656018647	1080.072559	430	2121	0.831438651509212	2551
Support Jewish State	561.732041	468.456288	0.45472878580825	1030.188329	1817	657	0.265561843168957	2474
Support Annexation wo/Citizenship	889.963419	138.946487	0.135042423238172	1028.909906	2302	174	0.0702746365105008	2476
Issue Public	407.054517	681.149293	0.625939081209429	1088.20381	865	1725	0.666023166023166	2590
Evangelical	834.088245	268.350158	0.243415103528464	1102.438403	2304	312	0.119266055045872	2616
Born-Again Christian	987.061749	115.376654	0.104655873458356	1102.438403	2381	235	0.0898318042813456	2616
Jewish	1092.66923	9.769173	0.00886142298147065	1102.438403	2501	115	0.043960244648318	2616
Catholic	798.794331	303.644072	0.275429512591099	1102.438403	2015	601	0.22974006116208	2616
Other Christian	991.047005	111.391398	0.10104092681902	1102.438403	2414	202	0.077217125382263	2616
Other Religion	1095.055893	7.38251	0.00669652833202328	1102.438403	2584	32	0.0122324159021407	2616
Secular	972.869062	129.569341	0.117529778214738	1102.438403	1952	664	0.253822629969419	2616
Woman	605.037408	497.400995	0.451182572782708	1102.438403	1381	1235	0.472094801223242	2616
Native American	1058.367985	11.973958	0.011187039878526	1070.341943	2507	26	0.0102645084879589	2533
Asian	1049.246067	21.095876	0.0197094733491164	1070.341943	2480	53	0.0209238057639163	2533
Other Race	1045.95342	24.388523	0.0227857304476388	1070.341943	2455	78	0.0307935254638768	2533
Hispanic	941.891159	128.450784	0.120009110023263	1070.341943	2362	171	0.06750888274773	2533
Black	1051.782808	18.559135	0.0173394447647092	1070.341943	2410	123	0.0485590209238058	2533

Table 5: Summary Statistics for Binary Variables (Democrats)

Variable Name	0 (Weighted)	1 (Weighted)	Mean (Weighted)	N (Weighted)	0 (Unweighted)	1 (Unweighted)	Mean (Unweighted)	N (Unweighted)
Sympathy for Israel	977.798356	207.176754	0.174836376099073	1184.97511	1559	1025	0.396671826625387	2584
Sympathy for the Palestinians	964.062524	220.912586	0.186428038982186	1184.97511	2240	344	0.13312693498452	2584
Sympathy for Both	820.924778	364.050332	0.307221922998872	1184.97511	1987	597	0.231037151702786	2584
Sympathy for Neither	792.139672	392.835438	0.331513661919869	1184.97511	1966	618	0.239164086687307	2584
Coreligionist Duty	950.65558	166.317947	0.148900527165314	1116.973527	2031	426	0.173382173382173	2457
Equality Duty	142.769826	1022.863536	0.877517381833482	1165.633362	314	2242	0.877151799687011	2556
Evangelism Duty	1009.585513	109.04399	0.0974799875272019	1118.629503	2141	309	0.126122448979592	2450
Diversity Core Value	106.042089	1070.730388	0.909887347747682	1176.772477	381	2195	0.852096273291925	2576
Self-Defense Core Value	372.485237	807.447431	0.684316531695519	1179.932668	646	1940	0.750193348801237	2586
Christian Values	1021.844867	140.638178	0.120980842348544	1162.483045	1803	755	0.295152462861611	2558
45 or older	563.147361	633.561386	0.529419867272016	1196.708747	734	1882	0.719418960244648	2616
Foreign Relatives	708.527935	486.862564	0.407283280574242	1195.390499	1485	1116	0.429065743944637	2601
Favorability towards Israel	362.539668	783.471746	0.683650909955073	1146.011414	541	1960	0.783686525389844	2501
Favorability towards Palestine	576.698632	552.022237	0.48906886738886	1128.720869	1579	875	0.356560717196414	2454
Favorability towards Saudi Arabia	606.23549	523.537046	0.46340040080422	1129.772536	1269	1191	0.484146341463415	2460
Favorability towards Egypt	476.624341	660.983668	0.581029372833819	1137.608009	1104	1369	0.553578649413668	2473
Favorability towards Jordan	309.674434	821.349284	0.726199876208078	1131.023718	628	1827	0.744195519348269	2455
Favorability towards Morocco	307.746019	814.820382	0.725854952788668	1122.566401	740	1681	0.694341181330029	2421
Favorability towards the UAE	424.168127	695.525601	0.621174865596818	1119.693728	862	1577	0.646576465764658	2439
Favorability towards Qatar	507.414562	597.66019	0.540832363528653	1105.074752	1103	1296	0.540225093789079	2399
Favorability towards Kuwait	430.812513	676.594902	0.610971980894674	1107.407415	890	1543	0.634196465269215	2433
Sympathy for Jews	331.473049	831.900592	0.71507601915832	1163.373641	595	1952	0.766391833529643	2547
Sympathy for Muslims	358.674087	795.082067	0.689124876381808	1153.756154	1173	1363	0.537460567823344	2536
Sympathy for Christians	243.518941	917.603391	0.790272795304397	1161.122332	430	2121	0.831438651509212	2551
Support Jewish State	933.073265	200.848451	0.177127263871891	1133.921716	1817	657	0.265561843168957	2474
Support Annexation wo/Citizenship	1094.527446	45.504748	0.0399153183914383	1140.032194	2302	174	0.0702746365105008	2476
Issue Public	439.052185	748.566542	0.630308806169575	1187.618727	865	1725	0.666023166023166	2590
Evangelical	1116.944342	79.764405	0.0666531478105758	1196.708747	2304	312	0.119266055045872	2616
Born-Again Christian	1033.293915	163.414832	0.136553553577394	1196.708747	2381	235	0.0898318042813456	2616
Jewish	1156.18546	40.523287	0.0338622802762885	1196.708747	2501	115	0.043960244648318	2616
Catholic	939.191709	257.517038	0.215187729383247	1196.708747	2015	601	0.22974006116208	2616
Other Christian	1129.821442	66.887305	0.0558927183975868	1196.708747	2414	202	0.077217125382263	2616
Other Religion	1170.777115	25.931632	0.0216691254785322	1196.708747	2584	32	0.0122324159021407	2616
Secular	804.183041	392.525706	0.328004376155863	1196.708747	1952	664	0.253822629969419	2616
Woman	498.671211	698.037536	0.583297763762397	1196.708747	1381	1235	0.472094801223242	2616
Native American	1133.917066	15.356712	0.0133621007404556	1149.273778	2507	26	0.0102645084879589	2533
Asian	1106.415221	42.858557	0.0372918601471824	1149.273778	2480	53	0.0209238057639163	2533
Other Race	1102.6448	46.628978	0.0405725588563807	1149.273778	2455	78	0.0307935254638768	2533
Hispanic	958.08048	191.193298	0.166360097706849	1149.273778	2362	171	0.06750888274773	2533
Black	955.203458	194.07032	0.168863436819838	1149.273778	2410	123	0.0485590209238058	2533

Table 6: Summary Statistics for Binary Variables (Independents)

Variable Name	0 (Weighted)	1 (Weighted)	Mean (Weighted)	N (Weighted)	0 (Unweighted)	1 (Unweighted)	Mean (Unweighted)	N (Unweighted)
Sympathy for Israel	237.463908	74.15929	0.237977437096965	311.623198	1559	1025	0.396671826625387	2584
Sympathy for the Palestinians	295.070576	16.552622	0.0531174254876879	311.623198	2240	344	0.13312693498452	2584
Sympathy for Both	239.344121	72.279077	0.231943826595349	311.623198	1987	597	0.231037151702786	2584
Sympathy for Neither	162.990989	148.632209	0.476961310819999	311.623198	1966	618	0.239164086687307	2584
Coreligionist Duty	232.195746	52.847201	0.18540083715876	285.042947	2031	426	0.173382173382173	2457
Equality Duty	72.902167	220.153139	0.751234099818687	293.055306	314	2242	0.877151799687011	2556
Evangelism Duty	227.749888	50.740173	0.182197428582559	278.490061	2141	309	0.126122448979592	2450
Diversity Core Value	59.292923	241.755152	0.803045002031652	301.048075	381	2195	0.852096273291925	2576
Self-Defense Core Value	68.624362	232.51608	0.772118412444915	301.140442	646	1940	0.750193348801237	2586
Christian Values	222.515956	83.69015	0.273313132429828	306.206106	1803	755	0.295152462861611	2558
45 or older	187.090444	129.762421	0.409535261737337	316.852865	734	1882	0.719418960244648	2616
Foreign Relatives	175.627467	137.059069	0.438327376526375	312.686536	1485	1116	0.429065743944637	2601
Favorability towards Israel	78.932411	202.176931	0.719211000109701	281.109342	541	1960	0.783686525389844	2501
Favorability towards Palestine	172.783083	106.338147	0.380974772144706	279.12123	1579	875	0.356560717196414	2454
Favorability towards Saudi Arabia	148.490521	125.677367	0.458395649165157	274.167888	1269	1191	0.484146341463415	2460
Favorability towards Egypt	115.064026	164.865284	0.588953275382274	279.92931	1104	1369	0.553578649413668	2473
Favorability towards Jordan	88.365502	184.305582	0.675926391960212	272.671084	628	1827	0.744195519348269	2455
Favorability towards Morocco	95.836446	176.092769	0.647568408565442	271.929215	740	1681	0.694341181330029	2421
Favorability towards the UAE	97.982462	173.851535	0.639550376033355	271.833997	862	1577	0.646576465764658	2439
Favorability towards Qatar	127.949436	144.516825	0.530402643136796	272.466261	1103	1296	0.540225093789079	2399
Favorability towards Kuwait	119.457978	156.800693	0.56758650301333	276.258671	890	1543	0.634196465269215	2433
Sympathy for Jews	97.433743	207.60098	0.680581469408648	305.034723	595	1952	0.766391833529643	2547
Sympathy for Muslims	144.347655	150.04498	0.50967640545763	294.392635	1173	1363	0.537460567823344	2536
Sympathy for Christians	100.456959	198.362631	0.663820705329259	298.81959	430	2121	0.831438651509212	2551
Support Jewish State	205.944002	82.329874	0.285596028132636	288.273876	1817	657	0.265561843168957	2474
Support Annexation wo/Citizenship	272.085258	22.567157	0.0765890786946375	294.652415	2302	174	0.0702746365105008	2476
Issue Public	155.779689	149.276317	0.489340691754812	305.056006	865	1725	0.666023166023166	2590
Evangelical	287.649211	29.203654	0.0921678710400804	316.852865	2304	312	0.119266055045872	2616
Born-Again Christian	289.377827	27.475038	0.0867122915237014	316.852865	2381	235	0.0898318042813456	2616
Jewish	311.726705	5.12616	0.0161783608931546	316.852865	2501	115	0.043960244648318	2616
Catholic	260.920981	55.931884	0.176523207388388	316.852865	2015	601	0.22974006116208	2616
Other Christian	284.961441	31.891424	0.100650577989882	316.852865	2414	202	0.077217125382263	2616
Other Religion	314.375781	2.477084	0.00781777371651666	316.852865	2584	32	0.0122324159021407	2616
Secular	200.612578	116.240287	0.366858879436044	316.852865	1952	664	0.253822629969419	2616
Woman	170.215229	146.637636	0.462794098453236	316.852865	1381	1235	0.472094801223242	2616
Native American	289.23203	4.221741	0.0143863920562806	293.453771	2507	26	0.0102645084879589	2533
Asian	281.33764	12.116131	0.0412880398800532	293.453771	2480	53	0.0209238057639163	2533
Other Race	269.769552	23.684219	0.0807085181399833	293.453771	2455	78	0.0307935254638768	2533
Hispanic	253.374624	40.079147	0.136577379337886	293.453771	2362	171	0.06750888274773	2533
Black	257.53808	35.915691	0.122389604596357	293.453771	2410	123	0.0485590209238058	2533

Table 7: Summary Statistics for Age (in 12 Levels)

	Weighted			Unweighted		
	Mean	Standard Deviation	Observations	Mean	Standard Deviation	Observations
All	6.8999	3.3685	2616	8.186	2.936442	2616
Republicans	7.3136	3.3929	1102.438	8.478	2.79046	990
Democrats	6.7661	3.3499	1196.709	8.145	2.986924	1292
Independents	5.9659	3.1268	316.8529	7.482	3.03997	334

Appendix 4: Questionnaire May 2017

These questions were among others on conflict sympathies and religious and national identity and were themselves part of a larger survey. The Critical Issues Poll (Telhami and Rouse 2017) often includes questions 11-16 and 48. The other questions were designed specifically for this project. Before this section, respondents were several questions about American politics and foreign policy in the Middle East, and after this section they were asked questions for another project regarding refugees.

Q11. On a scale of 1-4, what is your impression of the following countries:

- Q11a. Israel
- Q11b. Palestine
- Q11c. Saudi Arabia
- Q11d. Egypt
- Q11e. Jordan
- Q11f. Morocco
- Q11g. United Arab Emirates (UAE)
- Q11h. Qatar
- Q11i. Kuwait

- 1. Very favorable
- 2. Somewhat favorable
- 3. Somewhat unfavorable
- 4. Very unfavorable

Coded into dummy variables which were 1 if a respondent indicated very or somewhat favorable and 0 for somewhat or very unfavorable.

Q12. How concerned are you personally about the conflict between Israel and the Palestinians?

- 1. Very
- 2. Some
- 3. A little
- 4. Not at all

Coded into a dummy variable which was 1 if a respondent indicated very or some concern and 0 for little or not at all.

Q13. In the conflict between Israel and the Palestinians, with which side, if any, do you sympathize more?

- 1. Israel
- 2. The Palestinians
- 3. Both
- 4. Neither

Coded into separate dummy variables for each response.

Q15. In the conflict between Israel and the Palestinians, which of the following outcomes would you most prefer?

1. Maintain the occupation of the territories Israel captured in 1967 but allow the Palestinians to inhabit them indefinitely.
2. Annexation without equal citizenship: Israel would annex the Palestinian Territories, but keep a majority-Jewish state by restricting the citizenship rights of Palestinians.
3. A one-state solution: A single democratic state in which both Jews and Palestinians are full and equal citizens, covering all of what is now Israel and the Palestinian Territories.
4. A two-state solution, Israel and a Palestinian state side by side. The Palestinian state should be established on the territories that Israel has occupied since 1967.

Coded into a dummy variable for whether or not a respondent chose option 2.

Q16. If a two-state solution to the conflict between Israel and the Palestinians were not possible, meaning the West Bank and the Gaza Strip had to be under Israeli control indefinitely, which of the following would be closer to your view?

1. I would favor Israel's democracy more than its Jewishness: I would support a single democratic state in which Arabs and Jews would be equal, even if that meant Israel would no longer be a politically Jewish state.
2. I would favor the Jewishness of Israel more than its democracy: I would support preserving Israel as a politically Jewish state, even if that meant that a majority of the people living under its authority would not have full citizenship and rights.

Coded into a dummy variable for whether or not a respondent chose option 2.

Q17. As you may know, among Israeli citizens within Israel (excluding the occupied Palestinian territories), there is a majority of Jews, a minority of Arab Muslims, and a smaller minority of Arab Christians. Please tell me if you were aware of this before.

1. Yes
2. No

Q18. As you may know, among the Palestinians, there is a majority of Muslims and a minority of Christians. Please tell me if you were aware of this before.

1. Yes
2. No

Q19. When you consider the people who are living both within Israel itself and within the Palestinian Territories occupied by Israel, how strongly do you sympathize personally with each of the following groups?

- Q19a. Jews
- Q19b. Arab Muslims
- Q19c. Arab Christians

- 1. A lot
- 2. Some
- 3. A little
- 4. Not at all

Coded into dummy variables which were 1 for a lot or some and 0 for a little or not at all.

Q20. Now, I'm going to ask how your religious or spiritual beliefs affect your interactions with other people. Please let me know how close each of the following statements is to your view.

Q20a. I have a greater responsibility to be concerned about the well-being of people who share my religious or spiritual beliefs than about the well-being of people with other beliefs.

Q20b. My own religious or spiritual beliefs require me to treat others equally without differentiating based on the religious or spiritual beliefs of others.

Q20c. My religious or spiritual beliefs require me to convince other people who do not share my beliefs that my beliefs are the truth.

- 1. Very close
- 2. Somewhat close
- 3. Slightly close
- 4. Not at all close

Coded into dummy variables equaling 1 for each duty if a respondent indicated very or somewhat close and 0 for slightly or not at all close.

Q21. How important is each of the following to core American values?

- Q21a. Free and fair elections
- Q21b. Voting in elections
- Q21c. The right to free speech and expression, even for unpopular and offensive views
- Q21d. Cultural, racial, and religious diversity
- Q21e. The right of individuals to defend themselves, by force if necessary
- Q21f. Effective checks and balances between branches and levels of government
- Q21g. Accountability of elected officials to the people
- Q21h. The opportunity to own a home

- 1. Very important
- 2. Somewhat important
- 3. Slightly important
- 4. Not at all important

Coded into dummy variables equaling 1 for each value if a respondent indicated very or somewhat important and 0 for slightly or not at all important.

Q22. Which of the following is closer to your view?

1. The United States at its core represents Christian values, and public policy should reflect Christian values.
2. The United States at its core represents equality between different religions, and public policy should reflect the religious or spiritual viewpoints of all citizens equally.

Coded into a dummy variable equaling 1 for the first response and 0 for the second.

Q48. Do you have relatives, including distant relatives, who reside outside of the United States?

1. Yes
2. No

Coded into a dummy variable equaling 1 for yes and 0 for no.

Appendix 5: Tables (Additional Mechanisms)

Results calculated using R software (R Core Team 2019; 2020), including the {survey} package (Lumley 2004; 2019). Table produced through the {stargazer} package (Hlavac 2018).

Table 7: Logistic Regression Coefficients (Models of Value Mechanisms)

	Dependent variable:																				
	Christian Values								Self-Defense as a Core National Value								Diversity as a Core National Value				
	All	Republicans	Democrats	Independents	All	Republicans	Democrats	Independents	All	Republicans	Democrats	Independents	All	Republicans	Democrats	Independents					
(17)	(18)	(19)	(20)	(21)	(22)	(23)	(24)	(25)	(26)	(27)	(28)	(29)	(30)	(31)	(32)	(33)	(34)	(35)	(36)		
Coreligionist Duty	0.193 (0.370)	0.479 (0.440)	-0.362 (0.831)	-0.134 (0.971)	0.513* (0.203)	0.498* (0.236)	0.223 (0.472)	1.058* (0.634)	-0.081 (0.396)	-0.149 (0.625)	0.798 (0.531)	-1.317 (0.884)	0.468* (0.270)	0.241 (0.444)	0.990** (0.347)	-0.414 (0.684)	-0.565* (0.224)	-0.443* (0.234)	-0.952* (0.571)	-0.461 (0.673)	
45 Years Old or Over	0.209 (0.197)	0.282 (0.261)	-0.025 (0.367)	0.480 (0.493)	0.213 (0.195)	0.228 (0.261)	0.322 (0.367)	0.449 (0.501)	0.099 (0.168)	0.613 (0.428)	0.027 (0.202)	0.185 (0.496)	0.149 (0.166)	0.656* (0.387)	-0.005 (0.199)	0.428 (0.505)					
Evangelism Duty	0.559* (0.238)	0.579* (0.290)	1.135* (0.478)	-0.709 (0.833)	0.221 (0.382)	0.429 (0.460)	1.498 (0.974)	-2.365* (0.974)	0.679* (0.288)	1.629** (0.494)	0.056 (0.407)	1.106 (0.695)	0.224 (0.408)	1.212* (0.632)	-0.451 (0.717)	0.659 (0.775)	0.002 (0.275)	-0.040 (0.289)	-0.008 (0.794)	-0.620 (0.704)	
Equality Duty	-0.614* (0.261)	-0.301 (0.294)	-0.743 (0.556)	-1.324** (0.500)	-0.601* (0.260)	-0.303 (0.292)	-0.811 (0.562)	-1.140* (0.507)	-0.293 (0.255)	-0.488 (0.603)	-0.223 (0.343)	-0.568 (0.476)	-0.280 (0.257)	-0.462 (0.596)	-0.214 (0.345)	-0.427 (0.487)	0.785** (0.291)	0.441 (0.362)	1.190* (0.526)	0.351 (0.661)	
Defense Value	0.230 (0.246)	0.422 (0.412)	0.134 (0.346)	0.319 (0.579)	0.236 (0.246)	0.423 (0.410)	0.174 (0.362)	0.402 (0.559)								0.988*** (0.248)	0.436 (0.432)	1.290*** (0.384)	1.749** (0.560)		
Christian Values									0.209 (0.255)	0.428 (0.419)	0.145 (0.342)	0.202 (0.502)	0.238 (0.256)	0.410 (0.414)	0.151 (0.348)	0.375 (0.512)	-1.173*** (0.218)	-1.098*** (0.250)	-1.200* (0.505)	-1.172* (0.461)	
Diversity Value	-1.207*** (0.215)	-1.103*** (0.251)	-1.237* (0.550)	-1.345* (0.533)	-1.198*** (0.215)	-1.108*** (0.251)	-1.127* (0.558)	-1.493** (0.523)	1.020*** (0.240)	0.343 (0.426)	1.591*** (0.619)	1.783** (0.243)	1.034*** (0.431)	0.341 (0.435)	1.587*** (0.605)	1.727** (0.605)					
Evangelical	0.543* (0.300)	0.529 (0.344)	0.989 (0.608)	0.795 (0.773)	0.549* (0.298)	0.511 (0.340)	1.065* (0.603)	0.927 (0.783)	-0.125 (0.345)	-0.284 (0.561)	0.062 (0.444)	0.116 (0.800)	-0.101 (0.340)	-0.279 (0.551)	0.049 (0.446)	0.178 (0.782)	0.033 (0.344)	0.225 (0.385)	-1.299 (0.962)	0.845 (1.031)	
Born Again	-0.016 (0.320)	-0.238 (0.360)	0.753 (0.579)	-0.897 (0.989)	-0.030 (0.318)	-0.250 (0.360)	0.606 (0.586)	-0.593 (0.968)	0.897** (0.336)	1.483 (1.174)	0.667* (0.379)	1.388 (1.017)	0.878** (0.333)	1.412 (1.130)	0.678* (0.378)	1.652 (1.069)	-0.351 (0.349)	0.589 (0.428)	-2.284** (0.716)	-0.798 (0.948)	
Catholic	-0.131 (0.272)	-0.051 (0.286)	-0.165 (0.716)	-1.428* (0.820)	-0.148 (0.271)	-0.070 (0.285)	-0.115 (0.713)	-1.222 (0.830)	0.382 (0.255)	0.441 (0.565)	0.352 (0.288)	0.940 (0.686)	0.384 (0.254)	0.418 (0.555)	0.354 (0.289)	0.934 (0.662)	-0.134 (0.309)	0.153 (0.350)	-1.162 (0.754)	-0.049 (0.986)	
Other Christian	-0.094 (0.358)	-0.250 (0.407)	-0.569 (0.738)	0.738 (0.989)	-0.091 (0.356)	-0.247 (0.406)	-0.497 (0.745)	1.132 (0.970)	-0.070 (0.353)	0.231 (0.646)	-0.058 (0.469)	-0.031 (0.772)	-0.042 (0.353)	0.193 (0.651)	-0.056 (0.472)	0.278 (0.755)	0.360 (0.387)	0.589 (0.474)	-0.808 (0.995)	-0.842 (0.867)	
Jewish	-1.910*** (0.553)	-2.138*** (0.651)	-1.072 (0.822)	-16.664*** (0.946)	-1.849*** (0.544)	-2.132** (0.648)	-1.024 (0.800)	-16.384*** (1.028)	-0.373 (0.348)	0.069 (0.991)	-0.389 (0.370)	-0.966 (1.394)	-0.303 (0.339)	0.130 (0.967)	-0.375 (0.369)	-0.692 (1.106)	0.277 (0.552)	-0.122 (0.627)	1.104 (1.250)	-1.591 (1.378)	
Other Religion	-3.037* (1.463)	-16.674*** (1.245)	0.006 (1.218)	-13.184*** (1.033)	-3.092* (1.457)	-16.721*** (1.228)	-0.128 (1.241)	-12.840*** (0.997)	1.235 (0.817)	16.944*** (1.392)	0.486 (0.756)	0.905 (2.182)	1.237 (0.829)	16.904*** (1.394)	0.491 (0.754)	1.318 (2.262)	-1.685* (0.918)	-20.082*** (1.582)	12.033*** (0.878)	13.442*** (1.033)	
Secular	-0.458 (0.304)	-0.060 (0.369)	-0.486 (0.630)	-1.025 (0.679)	-0.460 (0.303)	-0.080 (0.369)	-0.430 (0.623)	-0.871 (0.714)	0.170 (0.225)	-0.313 (0.648)	0.117 (0.259)	1.093 (0.691)	0.182 (0.224)	-0.310 (0.642)	0.120 (0.261)	1.218* (0.678)	-0.319 (0.302)	-1.734* (0.427)	-1.576* (0.740)	-0.844 (0.844)	
Republican	1.211*** (0.241)				1.215*** (0.237)				1.335*** (0.305)					1.338*** (0.305)				-0.499* (0.295)			
Democrat	-0.653* (0.272)				-0.667* (0.271)				-0.506* (0.250)					-0.509* (0.257)					0.579* (0.311)		
Woman	0.148 (0.164)	-0.062 (0.206)	0.408 (0.335)	0.510 (0.449)	0.126 (0.161)	-0.065 (0.206)	0.411 (0.323)	0.537 (0.435)	-0.552*** (0.153)	-0.953** (0.361)	-0.267 (0.181)	-1.328** (0.489)	-0.562*** (0.153)	-0.978** (0.352)	-0.260 (0.181)	-1.343** (0.472)	0.278 (0.175)	0.629** (0.241)	-0.548 (0.439)	0.293 (0.486)	
Black	0.209 (0.429)	-1.625 (1.185)	-0.174 (0.528)	1.718* (0.942)	0.230 (0.418)	-1.532 (1.174)	-0.112 (0.532)	1.771* (0.910)	0.458 (0.354)	-0.217 (1.269)	0.834* (0.394)	-0.283 (0.899)	-0.092 (0.351)	-0.651 (1.300)	-0.612 (0.402)	-0.651 (0.871)	14.582*** (0.389)	-0.764* (0.660)	-0.764* (0.446)	1.541* (0.866)	
Hispanic	-0.015 (0.330)	-0.436 (0.401)	0.574 (0.541)	0.810 (0.837)	-0.050 (0.333)	-0.439 (0.403)	0.633 (0.551)	0.481 (0.877)	0.338 (0.301)	0.868 (0.904)	0.516 (0.339)	-0.154 (0.756)	0.305 (0.302)	0.803 (0.876)	0.483 (0.341)	-0.293 (0.767)	0.564 (0.388)	1.618** (0.530)	-0.548 (0.654)	1.687 (1.131)	
Asian	-0.212 (0.618)	0.484 (0.918)	-1.782 (1.340)	-2.177 (1.422)	-0.217 (0.605)	-1.438 (0.913)	-1.235 (1.235)	-2.459* (1.292)	-0.865 (0.597)	-1.442* (0.826)	-0.161 (0.570)	-1.101 (1.116)	-0.884 (0.602)	-1.432* (0.826)	-0.189 (0.567)	-1.619 (1.083)	0.017 (0.692)	2.390* (1.180)	-0.661 (0.851)	2.247 (1.222)	
Native American	-0.100 (0.697)	0.711 (1.158)	-1.603 (1.267)	-0.666 (1.177)	-0.097 (0.691)	0.696 (1.140)	-1.597 (1.247)	-0.642 (1.195)	1.634 (1.024)	14.151*** (0.892)	3.714** (1.169)	-0.814 (1.238)	1.640 (1.033)	14.200*** (0.887)	3.716** (1.167)	-0.984 (1.249)	-0.366 (0.566)	-0.054 (0.749)	0.954 (1.609)	-1.948 (1.188)	
Other Race	0.430 (0.359)	-0.060 (0.575)	0.036 (0.626)	1.580* (0.712)	0.375 (0.366)	-0.098 (0.581)	0.074 (0.620)	1.505* (0.731)	0.718* (0.421)	1.222 (1.394)	0.841* (0.456)	0.379 (0.864)	0.684 (0.423)	1.151 (1.410)	0.818* (0.456)	0.329 (0.858)	0.083 (0.497)	-0.693 (0.571)	-1.162 (0.937)	2.825** (0.909)	
Age (Continuous)																0.064* (0.032)	0.044 (0.042)	0.136* (0.065)	-0.049 (0.073)		
Equality*For. Relatives																0.898* (0.417)	1.019* (0.579)	1.108 (0.958)	1.305 (0.899)		
Foreign Relatives	0.002 (0.172)	0.178 (0.215)	-0.283 (0.356)	-0.406 (0.441)	-0.001 (0.171)	0.169 (0.216)	-0.356 (0.341)	-0.357 (0.417)	-0.089 (0.151)	-0.353 (0.356)	-0.0001 (0.178)	-0.348 (0.524)	-0.082 (0.150)	-0.352 (0.355)	0.018 (0.179)	-0.363 (0.508)	-0.450 (0.373)	-0.826 (0.512)	0.143 (0.806)	-1.328* (0.701)	
Over 45*Coreligionist	0.532 (0.424)	0.025 (0.507)	1.025 (0.960)	2.841* (1.223)					1.009* (0.499)	0.719 (0.931)	0.250 (0.662)	3.088* (1.239)									
Over 45*Evangelism					0.594 (0.446)	0.290 (0.548)	-0.545 (1.042)	3.576** (1.375)					0.808 (0.542)	1.550 (1.203)	0.795 (0.842)	1.739 (1.331)					
Intercept	-0.208 (0.474)	0.499 (0.583)	-0.823 (0.921)	0.217 (0.894)	-0.203 (0.472)	0.555 (0.584)	-1.084 (0.921)	-0.064 (0.907)	0.411 (0.396)	2.340** (0.868)	-0.910 (0.607)	0.405 (0.752)	0.360 (0.400)	2.340** (0.861)	-0.909 (0.608)	0.191 (0.731)	0.507 (0.495)	0.464 (0.686)	2.056* (0.913)	1.222 (1.208)	
Observations	2,297	865	1,154	278	2,297	865	1,154	278	2,297	865	1,154	278	2,297	865	1,154	278	2,297	865	1,154	278	
Log Likelihood	-970.239	-481.099	-326.036	-96.390	-969.884	-481.038	-327.225	-94.777	-860.564	-481.114	-327.257	-96.798	-862.113	-483.493	-326.820	-98.796	-725.412	-328.820	-224.808	-85.509	
Akaike Inf. Crit.	1,988.478	1,006.199	696.073	236.780	1,987.768	1,006.076	698.450	233.554	1,769.128	412.228	1,206.513	237.596	1,772.225	410.987	1,205.452	241.591	1,498.824	701.639	493.616	215.018	

Note:

*p<0.1; **p<0.05; ***p<0.01; ****p<0.001

Table 8: Predicted Probabilities for Value Mechanisms (Full Sample)

Dependent Variable	Religious Value	Value Present	Interaction	Interaction Present	Estimate	C.I. Min.	C.I. Max.	Confidence
Christian Values	Coreligionist Duty	0	Age 45 and Older	0	0.251	0.215	0.288	0.950
Christian Values	Coreligionist Duty	1	Age 45 and Older	0	0.281	0.209	0.358	0.950
Christian Values	Coreligionist Duty	0	Age 45 and Older	1	0.280	0.257	0.304	0.950
Christian Values	Coreligionist Duty	1	Age 45 and Older	1	0.393	0.341	0.450	0.950
Christian Values	Evangelism Duty	0	Age 45 and Older	0	0.254	0.221	0.291	0.950
Christian Values	Evangelism Duty	1	Age 45 and Older	0	0.288	0.211	0.371	0.950
Christian Values	Evangelism Duty	0	Age 45 and Older	1	0.284	0.261	0.307	0.950
Christian Values	Evangelism Duty	1	Age 45 and Older	1	0.413	0.348	0.479	0.950
Defense Value	Coreligionist Duty	0	Age 45 and Older	0	0.747	0.710	0.782	0.950
Defense Value	Coreligionist Duty	1	Age 45 and Older	0	0.731	0.637	0.822	0.950
Defense Value	Coreligionist Duty	0	Age 45 and Older	1	0.763	0.741	0.786	0.950
Defense Value	Coreligionist Duty	1	Age 45 and Older	1	0.874	0.814	0.923	0.950
Defense Value	Evangelism Duty	0	Age 45 and Older	0	0.745	0.708	0.780	0.950
Defense Value	Evangelism Duty	1	Age 45 and Older	0	0.777	0.677	0.857	0.950
Defense Value	Evangelism Duty	0	Age 45 and Older	1	0.768	0.745	0.791	0.950
Defense Value	Evangelism Duty	1	Age 45 and Older	1	0.889	0.824	0.938	0.950
Diversity Value	Equality Duty	0	Foreign Relatives	0	0.751	0.678	0.815	0.950
Diversity Value	Equality Duty	1	Foreign Relatives	0	0.857	0.833	0.879	0.950
Diversity Value	Equality Duty	0	Foreign Relatives	1	0.675	0.591	0.758	0.950
Diversity Value	Equality Duty	1	Foreign Relatives	1	0.899	0.872	0.922	0.950
Diversity Value	Equality Duty	0	Foreign Relatives	0	0.751	0.698	0.799	0.900
Diversity Value	Equality Duty	1	Foreign Relatives	0	0.857	0.839	0.876	0.900
Diversity Value	Equality Duty	0	Foreign Relatives	1	0.676	0.612	0.742	0.900
Diversity Value	Equality Duty	1	Foreign Relatives	1	0.899	0.880	0.916	0.900

Table 9: Predicted Probabilities for Value Mechanisms (Republicans)

Dependent Variable	Religious Value	Value Present	Interaction	Interaction Present	Estimate	C.I. Min.	C.I. Max.	Confidence
Christian Values	Coreligionist Duty	0	Age 45 and Older	0	0.491	0.411	0.570	0.950
Christian Values	Coreligionist Duty	1	Age 45 and Older	0	0.587	0.451	0.716	0.950
Christian Values	Coreligionist Duty	0	Age 45 and Older	1	0.550	0.506	0.595	0.950
Christian Values	Coreligionist Duty	1	Age 45 and Older	1	0.653	0.574	0.725	0.950
Christian Values	Evangelism Duty	0	Age 45 and Older	0	0.499	0.418	0.579	0.950
Christian Values	Evangelism Duty	1	Age 45 and Older	0	0.584	0.456	0.707	0.950
Christian Values	Evangelism Duty	0	Age 45 and Older	1	0.547	0.502	0.590	0.950
Christian Values	Evangelism Duty	1	Age 45 and Older	1	0.690	0.588	0.783	0.950
Defense Value	Coreligionist Duty	0	Age 45 and Older	0	0.881	0.823	0.926	0.950
Defense Value	Coreligionist Duty	1	Age 45 and Older	0	0.861	0.762	0.935	0.950
Defense Value	Coreligionist Duty	0	Age 45 and Older	1	0.927	0.898	0.950	0.950
Defense Value	Coreligionist Duty	1	Age 45 and Older	1	0.950	0.898	0.983	0.950
Defense Value	Evangelism Duty	0	Age 45 and Older	0	0.865	0.808	0.914	0.950
Defense Value	Evangelism Duty	1	Age 45 and Older	0	0.945	0.886	0.978	0.950
Defense Value	Evangelism Duty	0	Age 45 and Older	1	0.921	0.892	0.944	0.950
Defense Value	Evangelism Duty	1	Age 45 and Older	1	0.990	0.969	0.999	0.950
Diversity Value	Equality Duty	0	Foreign Relatives	0	0.697	0.597	0.786	0.950
Diversity Value	Equality Duty	1	Foreign Relatives	0	0.774	0.734	0.814	0.950
Diversity Value	Equality Duty	0	Foreign Relatives	1	0.536	0.396	0.670	0.950
Diversity Value	Equality Duty	1	Foreign Relatives	1	0.801	0.752	0.844	0.950
Diversity Value	Equality Duty	0	Foreign Relatives	0	0.697	0.618	0.768	0.900
Diversity Value	Equality Duty	1	Foreign Relatives	0	0.773	0.740	0.804	0.900
Diversity Value	Equality Duty	0	Foreign Relatives	1	0.533	0.424	0.637	0.900
Diversity Value	Equality Duty	1	Foreign Relatives	1	0.800	0.761	0.835	0.900

Table 10: Predicted Probabilities for Value Mechanisms (Democrats)

Dependent Variable	Religious Value	Value Present	Interaction	Interaction Present	Estimate	C.I. Min.	C.I. Max.	Confidence
Christian Values	Coreligionist Duty	0	Age 45 and Older	0	0.099	0.065	0.137	0.950
Christian Values	Coreligionist Duty	1	Age 45 and Older	0	0.082	0.025	0.185	0.950
Christian Values	Coreligionist Duty	0	Age 45 and Older	1	0.096	0.072	0.124	0.950
Christian Values	Coreligionist Duty	1	Age 45 and Older	1	0.162	0.090	0.255	0.950
Christian Values	Evangelism Duty	0	Age 45 and Older	0	0.078	0.049	0.116	0.950
Christian Values	Evangelism Duty	1	Age 45 and Older	0	0.260	0.081	0.513	0.950
Christian Values	Evangelism Duty	0	Age 45 and Older	1	0.100	0.076	0.128	0.950
Christian Values	Evangelism Duty	1	Age 45 and Older	1	0.209	0.117	0.332	0.950
Defense Value	Coreligionist Duty	0	Age 45 and Older	0	0.622	0.564	0.678	0.950
Defense Value	Coreligionist Duty	1	Age 45 and Older	0	0.764	0.616	0.885	0.950
Defense Value	Coreligionist Duty	0	Age 45 and Older	1	0.630	0.592	0.668	0.950
Defense Value	Coreligionist Duty	1	Age 45 and Older	1	0.812	0.703	0.894	0.950
Defense Value	Evangelism Duty	0	Age 45 and Older	0	0.645	0.587	0.696	0.950
Defense Value	Evangelism Duty	1	Age 45 and Older	0	0.546	0.299	0.775	0.950
Defense Value	Evangelism Duty	0	Age 45 and Older	1	0.644	0.606	0.679	0.950
Defense Value	Evangelism Duty	1	Age 45 and Older	1	0.707	0.564	0.838	0.950
Diversity Value	Equality Duty	0	Foreign Relatives	0	0.831	0.736	0.902	0.950
Diversity Value	Equality Duty	1	Foreign Relatives	0	0.929	0.902	0.951	0.950
Diversity Value	Equality Duty	0	Foreign Relatives	1	0.842	0.715	0.934	0.950
Diversity Value	Equality Duty	1	Foreign Relatives	1	0.973	0.952	0.987	0.950
Diversity Value	Equality Duty	0	Foreign Relatives	0	0.831	0.763	0.892	0.900
Diversity Value	Equality Duty	1	Foreign Relatives	0	0.928	0.907	0.947	0.900
Diversity Value	Equality Duty	0	Foreign Relatives	1	0.840	0.743	0.919	0.900
Diversity Value	Equality Duty	1	Foreign Relatives	1	0.973	0.958	0.985	0.900

Table 11: Predicted Probabilities for Value Mechanisms (Independents)

Dependent Variable	Religious Value	Value Present	Interaction	Interaction Present	Estimate	C.I. Min.	C.I. Max.	Confidence
Christian Values	Coreligionist Duty	0	Age 45 and Older	0	0.180	0.124	0.251	0.950
Christian Values	Coreligionist Duty	1	Age 45 and Older	0	0.183	0.054	0.381	0.950
Christian Values	Coreligionist Duty	0	Age 45 and Older	1	0.236	0.169	0.312	0.950
Christian Values	Coreligionist Duty	1	Age 45 and Older	1	0.661	0.487	0.815	0.950
Christian Values	Evangelism Duty	0	Age 45 and Older	0	0.211	0.146	0.280	0.950
Christian Values	Evangelism Duty	1	Age 45 and Older	0	0.056	0.010	0.154	0.950
Christian Values	Evangelism Duty	0	Age 45 and Older	1	0.265	0.200	0.335	0.950
Christian Values	Evangelism Duty	1	Age 45 and Older	1	0.449	0.239	0.669	0.950
Defense Value	Coreligionist Duty	0	Age 45 and Older	0	0.753	0.655	0.831	0.950
Defense Value	Coreligionist Duty	1	Age 45 and Older	0	0.535	0.275	0.780	0.950
Defense Value	Coreligionist Duty	0	Age 45 and Older	1	0.781	0.708	0.843	0.950
Defense Value	Coreligionist Duty	1	Age 45 and Older	1	0.923	0.816	0.982	0.950
Defense Value	Evangelism Duty	0	Age 45 and Older	0	0.722	0.618	0.808	0.950
Defense Value	Evangelism Duty	1	Age 45 and Older	0	0.802	0.643	0.913	0.950
Defense Value	Evangelism Duty	0	Age 45 and Older	1	0.783	0.709	0.843	0.950
Defense Value	Evangelism Duty	1	Age 45 and Older	1	0.946	0.840	0.993	0.950
Diversity Value	Equality Duty	0	Foreign Relatives	0	0.757	0.637	0.858	0.950
Diversity Value	Equality Duty	1	Foreign Relatives	0	0.805	0.726	0.869	0.950
Diversity Value	Equality Duty	0	Foreign Relatives	1	0.556	0.417	0.692	0.950
Diversity Value	Equality Duty	1	Foreign Relatives	1	0.800	0.693	0.890	0.950
Diversity Value	Equality Duty	0	Foreign Relatives	0	0.759	0.668	0.847	0.900
Diversity Value	Equality Duty	1	Foreign Relatives	0	0.803	0.746	0.858	0.900
Diversity Value	Equality Duty	0	Foreign Relatives	1	0.556	0.450	0.665	0.900
Diversity Value	Equality Duty	1	Foreign Relatives	1	0.799	0.718	0.874	0.900

Table 12: Logistic Regression Coefficients (Favorability of Other Countries-All Respondents)

	<i>Dependent variable:</i>								
	Israel (1)	Palestine (2)	Saudi Arabia (3)	Egypt (4)	Jordan (5)	Morocco (6)	UAE (7)	Qatar (8)	Kuwait (9)
Coreligionist Duty	-0.068 (0.240)	-0.123 (0.236)	0.141 (0.186)	0.047 (0.183)	-0.174 (0.199)	-0.480* (0.188)	0.080 (0.196)	-0.026 (0.186)	-0.055 (0.196)
Evangelism Duty	0.401 (0.340)	0.160 (0.274)	0.052 (0.224)	0.199 (0.220)	0.519* (0.246)	0.308 (0.221)	-0.435* (0.224)	0.0004 (0.214)	0.136 (0.225)
Equality Duty	0.580* (0.233)	0.485* (0.243)	0.575** (0.212)	0.550** (0.204)	0.732*** (0.205)	0.491* (0.204)	0.988*** (0.203)	0.479* (0.203)	0.273 (0.216)
Christian Values	0.494* (0.245)	-0.408* (0.202)	-0.001 (0.169)	-0.180 (0.168)	0.203 (0.191)	-0.007 (0.170)	-0.062 (0.175)	0.009 (0.166)	0.210 (0.172)
Defense Value	0.621** (0.190)	-0.376* (0.164)	0.421* (0.166)	0.289* (0.162)	0.118 (0.192)	0.096 (0.187)	0.335* (0.171)	0.276* (0.167)	0.271 (0.174)
Diversity Value	-0.295 (0.262)	0.437* (0.242)	-0.045 (0.198)	-0.144 (0.188)	0.228 (0.196)	0.681*** (0.192)	0.143 (0.191)	0.072 (0.192)	0.032 (0.193)
Issue Public	0.092 (0.174)	0.082 (0.158)	-0.041 (0.143)	-0.054 (0.142)	-0.012 (0.157)	0.150 (0.152)	-0.200 (0.151)	0.066 (0.142)	-0.162 (0.149)
Evangelical	1.099** (0.380)	-0.151 (0.296)	-0.134 (0.253)	-0.125 (0.249)	-0.645* (0.278)	-0.487* (0.267)	-0.111 (0.270)	0.185 (0.250)	-0.248 (0.269)
Born Again	1.245*** (0.374)	0.463* (0.269)	-0.059 (0.248)	0.486* (0.261)	-0.089 (0.289)	-0.023 (0.286)	-0.084 (0.270)	0.262 (0.242)	0.196 (0.270)
Catholic	0.297 (0.261)	-0.077 (0.223)	-0.073 (0.197)	0.224 (0.200)	-0.190 (0.229)	-0.464* (0.222)	-0.133 (0.228)	0.134 (0.200)	-0.220 (0.221)
Other Christian	-0.060 (0.322)	0.061 (0.311)	-0.497* (0.273)	0.358 (0.273)	-0.260 (0.309)	-0.007 (0.283)	-0.329 (0.298)	0.124 (0.281)	-0.289 (0.294)
Jewish	2.045*** (0.595)	-1.272*** (0.380)	-0.277 (0.317)	0.088 (0.314)	0.124 (0.360)	-0.197 (0.364)	0.264 (0.349)	0.453 (0.334)	-0.294 (0.326)
Other Religion	-1.004 (0.639)	-0.302 (0.631)	-2.198** (0.751)	-0.916 (0.611)	-1.027 (0.664)	-1.361* (0.667)	-1.478* (0.714)	-1.997** (0.684)	-0.486 (0.674)
Secular	0.106 (0.243)	0.160 (0.211)	-0.658*** (0.199)	0.157 (0.202)	-0.128 (0.235)	-0.293 (0.231)	-0.325 (0.226)	0.057 (0.203)	-0.063 (0.223)
Republican	0.110 (0.279)	-0.675** (0.248)	0.132 (0.229)	-0.187 (0.222)	-0.308 (0.246)	-0.278 (0.236)	-0.215 (0.241)	-0.353 (0.225)	-0.090 (0.230)
Democrat	-0.209 (0.243)	0.305 (0.224)	-0.102 (0.224)	-0.238 (0.212)	0.105 (0.242)	0.177 (0.236)	-0.219 (0.235)	-0.077 (0.221)	0.309 (0.232)
Woman	-0.127 (0.165)	0.397** (0.146)	-0.177 (0.131)	0.087 (0.130)	-0.119 (0.146)	-0.162 (0.141)	-0.293* (0.137)	-0.244* (0.131)	-0.838*** (0.137)
Black	-0.386 (0.368)	0.130 (0.322)	1.029** (0.323)	0.621* (0.315)	-0.021 (0.350)	-0.621* (0.319)	0.347 (0.320)	0.105 (0.303)	0.187 (0.313)
Hispanic	-0.450 (0.283)	0.036 (0.265)	0.109 (0.246)	0.078 (0.244)	0.060 (0.272)	0.014 (0.274)	-0.176 (0.255)	-0.124 (0.245)	-0.127 (0.255)
Asian	-0.552 (0.446)	-0.456 (0.448)	0.451 (0.484)	-0.426 (0.425)	0.195 (0.485)	-0.282 (0.482)	0.341 (0.496)	1.104* (0.475)	-0.179 (0.437)
Native American	-0.338 (0.672)	0.067 (0.496)	0.096 (0.549)	-0.586 (0.583)	0.255 (0.797)	-1.278* (0.609)	-0.946* (0.555)	-0.592 (0.519)	-0.287 (0.563)
Other Race	0.266 (0.439)	0.009 (0.414)	0.599 (0.375)	0.242 (0.361)	0.053 (0.375)	0.244 (0.427)	0.210 (0.419)	0.231 (0.406)	-0.668* (0.362)
Age	0.099*** (0.028)	-0.024 (0.025)	0.037 (0.023)	0.043* (0.023)	0.065** (0.025)	-0.034 (0.024)	0.014 (0.024)	0.004 (0.023)	0.013 (0.024)
Intercept	-0.452 (0.431)	-1.037* (0.421)	-0.844* (0.391)	-0.575 (0.379)	-0.204 (0.413)	0.419 (0.392)	-0.042 (0.389)	-0.442 (0.380)	0.375 (0.416)
Observations	2,212	2,181	2,184	2,195	2,183	2,154	2,171	2,141	2,161
Log Likelihood	-929.269	-1,111.832	-1,241.261	-1,259.345	-1,116.852	-1,103.780	-1,189.025	-1,264.565	-1,213.620
Akaike Inf. Crit.	1,906.539	2,271.665	2,530.522	2,566.690	2,281.705	2,255.561	2,426.050	2,577.130	2,475.240

Note:

+p<0.1; *p<0.05; **p<0.01; ***p<0.001

Table 13: Change in Predicted Probabilities (Favorability of Other Countries-All Respondents)

Dependent Variable	Independent Variable	Change in Predicted Probability	95% C.I. Min.	95% C.I. Max.
Israel	Christian Values	0.069	0.005	0.131
Israel	Defense Value	0.097	0.041	0.162
Israel	Diversity Value	-0.041	-0.104	0.031
Palestine	Christian Values	-0.079	-0.151	-0.003
Palestine	Defense Value	-0.077	-0.146	-0.012
Palestine	Diversity Value	0.082	-0.009	0.164
Saudi Arabia	Christian Values	-0.00004	-0.075	0.076
Saudi Arabia	Defense Value	0.098	0.020	0.169
Saudi Arabia	Diversity Value	-0.011	-0.101	0.078
Egypt	Christian Values	-0.040	-0.115	0.034
Egypt	Defense Value	0.068	-0.005	0.142
Egypt	Diversity Value	-0.033	-0.116	0.048
Jordan	Christian Values	0.035	-0.034	0.098
Jordan	Defense Value	0.022	-0.048	0.096
Jordan	Diversity Value	0.044	-0.034	0.128
Morocco	Christian Values	-0.002	-0.069	0.060
Morocco	Defense Value	0.020	-0.051	0.093
Morocco	Diversity Value	0.146	0.062	0.231
UAE	Christian Values	-0.014	-0.086	0.059
UAE	Defense Value	0.074	-0.00004	0.149
UAE	Diversity Value	0.030	-0.051	0.113
Qatar	Christian Values	0.003	-0.071	0.075
Qatar	Defense Value	0.068	-0.010	0.140
Qatar	Diversity Value	0.016	-0.072	0.102
Kuwait	Christian Values	0.046	-0.026	0.116
Kuwait	Defense Value	0.061	-0.015	0.135
Kuwait	Diversity Value	0.008	-0.074	0.093

Table 14: Logistic Regression Coefficients (Favorability of Other Countries-Republicans)

	<i>Dependent variable:</i>								
	Israel (1)	Palestine (2)	Saudi Arabia (3)	Egypt (4)	Jordan (5)	Morocco (6)	UAE (7)	Qatar (8)	Kuwait (9)
Coreligionist Duty	0.387 (0.417)	-0.067 (0.353)	-0.026 (0.240)	-0.190 (0.235)	-0.092 (0.253)	-0.225 (0.225)	0.166 (0.253)	-0.070 (0.241)	-0.088 (0.258)
Evangelism Duty	-0.352 (0.497)	0.063 (0.413)	0.252 (0.289)	0.540 ⁺ (0.292)	0.625 ⁺ (0.320)	0.109 (0.264)	-0.488 (0.303)	-0.150 (0.287)	0.213 (0.313)
Equality Duty	1.095 ^{**} (0.402)	0.508 (0.423)	0.752 ^{**} (0.288)	0.313 (0.279)	1.094 ^{***} (0.289)	0.295 (0.277)	1.406 ^{***} (0.287)	0.766 ^{**} (0.292)	0.872 ^{**} (0.289)
Christian Values	0.516 (0.367)	-0.468 (0.292)	-0.092 (0.212)	-0.163 (0.213)	0.514 ⁺ (0.230)	-0.082 (0.213)	-0.168 (0.228)	0.012 (0.221)	0.233 (0.224)
Defense Value	1.217 [*] (0.476)	0.096 (0.547)	0.125 (0.425)	-0.202 (0.470)	0.039 (0.390)	-0.231 (0.415)	0.114 (0.453)	0.325 (0.410)	0.367 (0.399)
Diversity Value	-0.591 (0.425)	0.455 (0.345)	0.255 (0.237)	0.159 (0.244)	0.328 (0.254)	0.706 ^{**} (0.239)	-0.041 (0.242)	0.177 (0.235)	0.123 (0.243)
Issue Public	0.805 ⁺ (0.339)	0.019 (0.310)	-0.243 (0.220)	-0.038 (0.223)	0.239 (0.232)	0.196 (0.226)	-0.056 (0.234)	0.005 (0.225)	-0.263 (0.233)
Evangelical	1.989 ^{**} (0.750)	-0.139 (0.454)	-0.483 (0.335)	-0.493 (0.335)	-0.830 [*] (0.359)	-0.236 (0.339)	-0.180 (0.359)	0.191 (0.337)	-0.046 (0.387)
Born Again	0.933 (0.786)	0.328 (0.462)	-0.869 [*] (0.388)	-0.482 (0.385)	-0.454 (0.401)	-0.321 (0.399)	-0.706 ⁺ (0.388)	-0.281 (0.367)	-0.168 (0.408)
Catholic	-0.278 (0.458)	0.073 (0.385)	-0.416 (0.292)	-0.067 (0.291)	-0.150 (0.315)	-0.462 (0.303)	-0.332 (0.313)	-0.046 (0.292)	0.073 (0.330)
Other Christian	-0.480 (0.521)	0.146 (0.498)	-0.619 (0.387)	0.069 (0.410)	-0.056 (0.440)	-0.003 (0.395)	-0.592 (0.426)	0.096 (0.406)	0.099 (0.422)
Jewish	14.443 ^{***} (0.557)	-0.648 (0.801)	-0.054 (0.867)	0.595 (0.618)	-0.227 (0.611)	-0.029 (0.789)	0.672 (0.640)	1.704 ^{**} (0.626)	-0.085 (0.906)
Other Religion	-3.646 [*] (1.468)	-12.502 ^{***} (1.175)	-17.096 ^{***} (1.291)	-1.310 (1.162)	-3.992 [*] (1.771)	-2.809 ⁺ (1.666)	-18.628 ^{***} (1.552)	-16.568 ^{***} (1.362)	2.810 (1.806)
Secular	0.430 (0.641)	-0.283 (0.502)	-1.166 ^{**} (0.385)	-0.074 (0.396)	-0.237 (0.436)	-0.087 (0.381)	-0.364 (0.402)	0.155 (0.396)	0.275 (0.422)
Woman	-0.593 ⁺ (0.320)	0.419 (0.287)	-0.717 ^{***} (0.214)	-0.143 (0.214)	-0.276 (0.228)	-0.306 (0.213)	-0.878 ^{***} (0.225)	-0.512 [*] (0.213)	-1.178 ^{***} (0.226)
Black	13.882 ^{***} (0.871)	2.281 ⁺ (1.133)	16.082 ^{***} (0.713)	-0.836 (1.406)	-0.894 (1.328)	0.311 (1.328)	0.498 (1.314)	1.088 (1.383)	0.954 (1.595)
Hispanic	-0.955 ⁺ (0.494)	0.035 (0.511)	0.015 (0.396)	0.372 (0.407)	-0.334 (0.412)	0.344 (0.421)	-0.636 (0.423)	-0.460 (0.428)	-0.410 (0.432)
Asian	-0.614 (0.764)	-15.423 ^{***} (0.532)	-0.082 (1.015)	-1.489 [*] (0.746)	1.107 (0.890)	-0.331 (0.776)	1.724 (1.143)	1.091 (0.882)	-1.319 [*] (0.650)
Native American	0.786 (0.965)	-0.199 (0.886)	0.060 (0.849)	-0.847 (0.783)	-0.505 (1.355)	-1.536 (1.077)	-0.693 (0.877)	-1.651 ⁺ (0.877)	-0.079 (0.964)
Other Race	0.052 (1.049)	0.613 (0.787)	1.030 (0.947)	1.587 ⁺ (0.845)	-0.056 (0.773)	-0.372 (0.751)	0.394 (0.977)	1.328 (0.885)	-0.902 (0.782)
Age	0.099 ⁺ (0.055)	-0.095 ⁺ (0.045)	0.053 (0.037)	0.128 ^{***} (0.036)	0.037 (0.038)	-0.047 (0.035)	-0.030 (0.037)	-0.031 (0.037)	0.020 (0.041)
Intercept	-0.917 (0.811)	-1.665 [*] (0.827)	-0.172 (0.609)	-0.563 (0.631)	-0.752 (0.620)	0.647 (0.628)	0.506 (0.638)	-0.613 (0.591)	-0.358 (0.638)
Observations	830	817	817	822	816	808	811	803	814
Log Likelihood	-256.260	-331.579	-461.574	-467.464	-428.869	-449.719	-427.492	-467.014	-442.425
Akaike Inf. Crit.	556.521	707.158	967.148	978.928	901.737	943.439	898.985	978.028	928.850

Note: +p<0.1; *p<0.05; **p<0.01; ***p<0.001

Table 15: Change in Predicted Probabilities (Favorability of Other Countries-Republicans)

Dependent Variable	Independent Variable	Change in Predicted Probability	95% C.I. Min.	95% C.I. Max.
Israel	Christian Values	0.046	-0.019	0.119
Israel	Defense Value	0.142	0.027	0.268
Israel	Diversity Value	-0.047	-0.107	0.017
Palestine	Christian Values	-0.063	-0.143	0.007
Palestine	Defense Value	0.001	-0.174	0.109
Palestine	Diversity Value	0.054	-0.033	0.128
Saudi Arabia	Christian Values	-0.019	-0.106	0.074
Saudi Arabia	Defense Value	0.032	-0.138	0.212
Saudi Arabia	Diversity Value	0.056	-0.045	0.156
Egypt	Christian Values	-0.035	-0.123	0.053
Egypt	Defense Value	-0.033	-0.204	0.160
Egypt	Diversity Value	0.035	-0.066	0.137
Jordan	Christian Values	0.096	0.009	0.180
Jordan	Defense Value	0.013	-0.119	0.172
Jordan	Diversity Value	0.064	-0.031	0.162
Morocco	Christian Values	-0.016	-0.113	0.077
Morocco	Defense Value	-0.045	-0.197	0.125
Morocco	Diversity Value	0.162	0.056	0.267
UAE	Christian Values	-0.032	-0.123	0.053
UAE	Defense Value	0.026	-0.143	0.208
UAE	Diversity Value	-0.006	-0.096	0.087
Qatar	Christian Values	0.003	-0.096	0.100
Qatar	Defense Value	0.069	-0.101	0.246
Qatar	Diversity Value	0.039	-0.064	0.139
Kuwait	Christian Values	0.049	-0.043	0.137
Kuwait	Defense Value	0.081	-0.082	0.245
Kuwait	Diversity Value	0.025	-0.072	0.121

Table 16: Logistic Regression Coefficients (Favorability of Other Countries-Democrats)

	<i>Dependent variable:</i>								
	Israel (1)	Palestine (2)	Saudi Arabia (3)	Egypt (4)	Jordan (5)	Morocco (6)	UAE (7)	Qatar (8)	Kuwait (9)
Coreligionist Duty	-0.440 (0.368)	-0.078 (0.338)	0.587 ⁺ (0.332)	0.076 (0.302)	-0.432 (0.354)	-0.725* (0.356)	-0.011 (0.330)	-0.127 (0.328)	-0.008 (0.354)
Evangelism Duty	0.603 (0.458)	-0.165 (0.408)	-0.078 (0.432)	0.136 (0.395)	0.103 (0.444)	0.532 (0.444)	-0.371 (0.402)	0.161 (0.402)	-0.138 (0.388)
Equality Duty	0.429 (0.365)	0.438 (0.343)	0.585 (0.387)	1.229** (0.388)	0.650 ⁺ (0.348)	0.466 (0.358)	0.941** (0.339)	0.513 (0.338)	-0.076 (0.367)
Christian Values	0.166 (0.395)	-0.170 (0.323)	0.280 (0.332)	-0.614 ⁺ (0.326)	-0.513 (0.350)	0.342 (0.380)	-0.047 (0.352)	0.161 (0.328)	0.194 (0.341)
Defense Value	0.472* (0.219)	-0.470* (0.188)	0.477* (0.195)	0.526** (0.193)	0.217 (0.228)	0.239 (0.235)	0.435* (0.199)	0.386 ⁺ (0.199)	0.299 (0.203)
Diversity Value	-0.352 (0.463)	0.163 (0.401)	-0.617 (0.430)	-0.902* (0.395)	-0.161 (0.425)	0.589 (0.433)	0.339 (0.404)	-0.389 (0.430)	-0.386 (0.413)
Issue Public	-0.380 ⁺ (0.225)	0.154 (0.197)	0.138 (0.208)	-0.100 (0.196)	-0.271 (0.231)	0.209 (0.237)	-0.390 ⁺ (0.213)	0.112 (0.199)	-0.016 (0.210)
Evangelical	0.766 (0.494)	-0.310 (0.428)	-0.056 (0.459)	0.423 (0.398)	-0.748 (0.480)	-1.373** (0.442)	-0.437 (0.460)	-0.070 (0.414)	-0.611 (0.433)
Born Again	1.458** (0.443)	0.515 (0.362)	0.547 (0.363)	1.532*** (0.397)	0.436 (0.471)	0.225 (0.481)	0.636 (0.416)	0.820* (0.381)	0.687 (0.426)
Catholic	0.794* (0.377)	-0.104 (0.296)	0.239 (0.306)	0.250 (0.287)	-0.389 (0.363)	-0.614 ⁺ (0.364)	-0.015 (0.341)	0.335 (0.297)	-0.654* (0.325)
Other Christian	0.415 (0.455)	0.241 (0.444)	-0.356 (0.464)	0.482 (0.463)	-0.225 (0.490)	-0.370 (0.468)	0.054 (0.439)	0.553 (0.471)	-0.532 (0.476)
Jewish	2.575*** (0.747)	-1.461*** (0.437)	-0.047 (0.385)	0.411 (0.385)	0.363 (0.498)	-0.183 (0.493)	0.560 (0.439)	0.533 (0.403)	-0.393 (0.406)
Other Religion	0.017 (0.739)	-0.103 (0.718)	-1.764* (0.787)	-0.701 (0.735)	-0.224 (0.782)	-1.290 (0.804)	-0.191 (0.782)	-1.314 ⁺ (0.726)	-1.216 ⁺ (0.680)
Secular	0.257 (0.305)	0.364 (0.269)	-0.314 (0.270)	0.362 (0.255)	-0.003 (0.331)	-0.418 (0.330)	-0.144 (0.298)	0.311 (0.267)	-0.223 (0.303)
Woman	0.209 (0.209)	0.404* (0.185)	0.081 (0.185)	0.257 (0.183)	-0.008 (0.211)	0.020 (0.211)	0.123 (0.187)	-0.087 (0.184)	-0.690*** (0.193)
Black	-0.593 (0.409)	-0.021 (0.323)	0.910* (0.392)	0.199 (0.341)	0.111 (0.408)	-1.127** (0.369)	0.178 (0.368)	-0.182 (0.353)	-0.017 (0.368)
Hispanic	-0.396 (0.346)	0.318 (0.309)	0.359 (0.307)	0.012 (0.317)	0.467 (0.398)	-0.049 (0.405)	0.198 (0.330)	0.119 (0.312)	0.186 (0.334)
Asian	-1.014 ⁺ (0.560)	-0.042 (0.587)	0.476 (0.564)	-0.716 (0.538)	-0.367 (0.525)	-0.672 (0.620)	0.011 (0.620)	1.047 ⁺ (0.625)	-0.148 (0.487)
Native American	-0.760 (1.028)	0.999 (0.857)	0.960 (0.982)	0.441 (1.015)	1.068 (1.115)	0.025 (0.882)	0.135 (0.962)	1.485 (1.092)	1.408 (1.255)
Other Race	-0.193 (0.549)	-0.304 (0.547)	0.780 (0.543)	-0.187 (0.484)	0.455 (0.589)	0.181 (0.672)	0.171 (0.529)	-0.292 (0.545)	-0.285 (0.541)
Age	0.093** (0.035)	0.048 (0.031)	0.060 ⁺ (0.032)	-0.024 (0.031)	0.101** (0.036)	-0.012 (0.035)	0.068* (0.032)	0.071* (0.031)	0.051 (0.034)
Intercept	-0.339 (0.579)	-1.021 ⁺ (0.581)	-1.300* (0.589)	-0.576 (0.576)	0.143 (0.651)	0.540 (0.653)	-1.169* (0.571)	-1.005 ⁺ (0.571)	1.045 ⁺ (0.614)
Observations	1,117	1,102	1,107	1,109	1,105	1,087	1,100	1,077	1,084
Log Likelihood	-559.814	-639.669	-609.998	-600.925	-528.301	-511.505	-598.628	-633.139	-606.023
Akaike Inf. Crit.	1,163.628	1,323.338	1,263.995	1,245.850	1,100.602	1,067.009	1,241.256	1,310.279	1,256.047

Note:

+p<0.1; *p<0.05; **p<0.01; ***p<0.001

Table 17: Change in Predicted Probabilities (Favorability of Other Countries-Democrats)

Dependent Variable	Independent Variable	Change in Predicted Probability	95% C.I. Min.	95% C.I. Max.
Israel	Christian Values	0.024	-0.120	0.144
Israel	Defense Value	0.086	0.010	0.167
Israel	Diversity Value	-0.052	-0.179	0.111
Palestine	Christian Values	-0.039	-0.175	0.102
Palestine	Defense Value	-0.107	-0.190	-0.027
Palestine	Diversity Value	0.034	-0.140	0.205
Saudi Arabia	Christian Values	0.063	-0.074	0.204
Saudi Arabia	Defense Value	0.103	0.016	0.184
Saudi Arabia	Diversity Value	-0.132	-0.306	0.043
Egypt	Christian Values	-0.137	-0.272	0.002
Egypt	Defense Value	0.119	0.033	0.204
Egypt	Diversity Value	-0.178	-0.300	-0.024
Jordan	Christian Values	-0.099	-0.252	0.032
Jordan	Defense Value	0.039	-0.035	0.121
Jordan	Diversity Value	-0.019	-0.133	0.128
Morocco	Christian Values	0.051	-0.067	0.146
Morocco	Defense Value	0.042	-0.035	0.126
Morocco	Diversity Value	0.114	-0.035	0.284
UAE	Christian Values	-0.017	-0.170	0.124
UAE	Defense Value	0.093	0.013	0.180
UAE	Diversity Value	0.077	-0.094	0.253
Qatar	Christian Values	0.037	-0.105	0.172
Qatar	Defense Value	0.089	-0.001	0.177
Qatar	Diversity Value	-0.080	-0.235	0.095
Kuwait	Christian Values	0.037	-0.105	0.170
Kuwait	Defense Value	0.065	-0.019	0.149
Kuwait	Diversity Value	-0.075	-0.212	0.096

Table 18: Logistic Regression Coefficients (Favorability of Other Countries-Independents)

	<i>Dependent variable:</i>								
	Israel (1)	Palestine (2)	Saudi Arabia (3)	Egypt (4)	Jordan (5)	Morocco (6)	UAE (7)	Qatar (8)	Kuwait (9)
Coreligionist Duty	-0.432 (0.720)	0.173 (0.596)	0.105 (0.598)	1.424* (0.699)	0.077 (0.803)	-0.876 (0.596)	-0.069 (0.656)	0.741 (0.683)	0.415 (0.741)
Evangelism Duty	3.959*** (1.164)	-0.131 (0.595)	-1.125* (0.599)	-0.819 (0.704)	1.398* (0.724)	0.495 (0.738)	-0.930 (0.696)	-0.092 (0.586)	-0.218 (0.738)
Equality Duty	0.455 (0.483)	0.847* (0.480)	1.030* (0.494)	0.563 (0.461)	0.101 (0.492)	1.175* (0.488)	0.542 (0.478)	0.245 (0.451)	0.078 (0.515)
Christian Values	0.139 (0.553)	-0.337 (0.462)	-0.036 (0.479)	-0.190 (0.453)	-0.145 (0.498)	-0.856* (0.461)	-0.290 (0.483)	-0.369 (0.494)	0.684 (0.503)
Defense Value	1.259** (0.478)	-0.237 (0.503)	1.105* (0.483)	0.206 (0.434)	0.202 (0.520)	0.572 (0.483)	0.323 (0.530)	0.085 (0.480)	0.048 (0.479)
Diversity Value	-0.108 (0.546)	0.880* (0.493)	0.579 (0.535)	0.154 (0.502)	0.531 (0.523)	-0.048 (0.541)	0.648 (0.509)	0.730 (0.483)	1.503** (0.565)
Issue Public	0.052 (0.427)	-0.450 (0.421)	0.462 (0.375)	0.085 (0.402)	-0.330 (0.408)	-0.221 (0.464)	0.316 (0.420)	0.232 (0.385)	-0.326 (0.407)
Evangelical	-1.053 (0.877)	-0.154 (0.728)	-0.065 (0.764)	1.044 (0.736)	0.582 (0.853)	0.680 (0.767)	0.060 (0.872)	-0.193 (0.721)	0.398 (0.819)
Born Again	0.660 (1.075)	0.949 (0.775)	0.806 (0.824)	1.798* (0.764)	-0.787 (0.871)	0.300 (0.817)	-0.241 (0.749)	0.298 (0.767)	0.391 (0.812)
Catholic	-0.093 (0.806)	0.029 (0.622)	-0.111 (0.630)	1.657* (0.654)	-0.227 (0.771)	0.587 (0.717)	-0.005 (0.698)	-0.065 (0.674)	0.451 (0.755)
Other Christian	-0.737 (0.869)	-1.408 (1.006)	-0.900 (0.821)	1.137 (0.707)	-1.175 (0.814)	0.373 (0.703)	-0.450 (0.869)	-1.071 (0.784)	-1.128 (0.896)
Jewish	-0.055 (1.215)	-0.968 (1.190)	-2.542* (1.531)	-0.964 (1.115)	-0.259 (1.327)	-3.091* (1.428)	-3.026* (1.445)	-16.124*** (0.816)	-15.396*** (0.917)
Other Religion	-3.931+ (2.087)	-4.327* (2.167)	-1.989 (1.750)	-0.890 (1.471)	12.991*** (1.182)	14.199*** (0.962)	-2.948 (1.840)	-1.581 (1.495)	-0.290 (1.367)
Secular	-1.024 (0.741)	-0.115 (0.633)	-0.841 (0.635)	0.311 (0.611)	-0.781 (0.754)	-0.528 (0.639)	-0.621 (0.689)	-0.801 (0.657)	0.018 (0.768)
Woman	-0.331 (0.449)	0.367 (0.393)	0.416 (0.396)	0.203 (0.378)	-0.463 (0.403)	0.328 (0.428)	-0.221 (0.397)	-0.267 (0.383)	-0.872* (0.400)
Black	0.116 (0.915)	0.647 (0.798)	-0.298 (0.714)	1.582* (0.795)	-0.076 (0.718)	1.635+ (0.946)	0.343 (1.030)	0.148 (0.869)	-0.321 (0.764)
Hispanic	-0.869 (0.724)	-1.720 (1.058)	-1.642* (0.671)	-0.871 (0.614)	0.560 (0.772)	-1.724* (0.673)	-0.493 (0.653)	-0.812 (0.650)	-1.028 (0.702)
Asian	1.348 (1.244)	1.770 (1.370)	2.431+ (1.456)	2.022+ (1.090)	1.628 (1.397)	3.011* (1.322)	0.723 (1.294)	1.690+ (0.996)	2.353+ (1.324)
Native American	0.169 (1.060)	-14.328*** (0.785)	-0.145 (1.101)	-1.015 (1.255)	0.925 (1.613)	-16.793*** (0.719)	-15.883*** (0.702)	-0.952 (1.178)	-1.725 (1.191)
Other Race	1.509+ (0.864)	0.064 (0.787)	-0.205 (0.699)	-0.080 (0.694)	-0.036 (0.682)	1.392 (0.876)	-0.047 (0.669)	0.075 (0.618)	-1.242* (0.679)
Age	0.136+ (0.075)	-0.080 (0.072)	-0.167* (0.069)	-0.087 (0.066)	0.037 (0.068)	-0.161+ (0.074)	-0.120+ (0.067)	-0.117+ (0.067)	-0.163* (0.068)
Intercept	-0.438 (1.033)	-0.955 (0.971)	-0.994 (0.968)	-0.701 (0.946)	0.639 (0.953)	0.882 (0.917)	0.756 (0.890)	0.612 (0.895)	0.556 (1.039)
Observations	265	262	260	264	262	259	260	261	263
Log Likelihood	-91.097	-121.099	-120.908	-117.669	-115.175	-90.967	-119.729	-127.420	-114.966
Akaike Inf. Crit.	226.194	286.199	285.815	279.337	274.349	225.934	283.459	298.839	273.933

Note:

+p<0.1; *p<0.05; **p<0.01; ***p<0.001

Table 19: Change in Predicted Probabilities (Favorability of Other Countries-Independents)

Dependent Variable	Independent Variable	Change in Predicted Probability	95% C.I. Min.	95% C.I. Max.
Israel	Christian Values	0.015	-0.143	0.153
Israel	Defense Value	0.191	0.050	0.332
Israel	Diversity Value	-0.012	-0.146	0.141
Palestine	Christian Values	-0.058	-0.206	0.107
Palestine	Defense Value	-0.045	-0.220	0.121
Palestine	Diversity Value	0.145	-0.017	0.285
Saudi Arabia	Christian Values	-0.008	-0.170	0.168
Saudi Arabia	Defense Value	0.198	0.026	0.348
Saudi Arabia	Diversity Value	0.105	-0.106	0.289
Egypt	Christian Values	-0.032	-0.196	0.131
Egypt	Defense Value	0.039	-0.118	0.201
Egypt	Diversity Value	0.029	-0.152	0.215
Jordan	Christian Values	-0.025	-0.199	0.133
Jordan	Defense Value	0.041	-0.133	0.224
Jordan	Diversity Value	0.095	-0.089	0.296
Morocco	Christian Values	-0.148	-0.304	0.004
Morocco	Defense Value	0.095	-0.053	0.250
Morocco	Diversity Value	-0.004	-0.153	0.171
UAE	Christian Values	-0.057	-0.247	0.107
UAE	Defense Value	0.068	-0.118	0.267
UAE	Diversity Value	0.130	-0.059	0.332
Qatar	Christian Values	-0.078	-0.262	0.114
Qatar	Defense Value	0.017	-0.154	0.197
Qatar	Diversity Value	0.150	-0.052	0.344
Kuwait	Christian Values	0.120	-0.058	0.277
Kuwait	Defense Value	0.009	-0.157	0.182
Kuwait	Diversity Value	0.270	0.076	0.436

Table 20: Logistic Regression Coefficients (Religion Sympathy Models)

	<i>Dependent variable:</i>											
	Jews	Muslims	Christians	Jews	Muslims	Christians	Jews	Muslims	Christians	Jews	Muslims	Christians
	All Respondents	All Respondents	All Respondents	Republicans	Republicans	Republicans	Democrats	Democrats	Democrats	Independents	Independents	Independents
	(1)	(2)	(3)	(4)	(5)	(6)	(7)	(8)	(9)	(10)	(11)	(12)
Coreligionist Duty	-0.092 (0.266)	-0.472 [*] (0.209)	-0.303 (0.250)	-0.070 (0.416)	-0.335 (0.296)	0.200 (0.419)	0.056 (0.440)	-0.708 [*] (0.375)	-0.193 (0.425)	-0.271 (0.575)	-0.223 (0.530)	-1.685 ^{**} (0.517)
Evangelism Duty	0.624 [*] (0.330)	0.152 (0.244)	0.552 (0.353)	0.338 (0.520)	-0.133 (0.344)	0.560 (0.556)	0.941 (0.602)	0.937 [*] (0.554)	0.764 (0.592)	1.505 [*] (0.783)	-0.640 (0.593)	0.380 (0.630)
Equality Duty	0.380 [*] (0.227)	0.553 [*] (0.223)	0.634 ^{**} (0.229)	0.492 (0.389)	0.735 [*] (0.380)	0.589 (0.433)	0.657 [*] (0.348)	0.680 [*] (0.338)	0.920 ^{**} (0.343)	-0.051 (0.487)	0.602 (0.518)	0.655 (0.529)
Christian Values	0.378 [*] (0.215)	-0.652 ^{***} (0.178)	0.835 ^{***} (0.244)	0.484 (0.316)	-0.794 ^{***} (0.234)	0.973 ^{**} (0.339)	0.283 (0.356)	-0.491 (0.353)	0.522 (0.406)	-0.375 (0.471)	-0.585 (0.444)	0.158 (0.491)
Defense Value	0.335 [*] (0.184)	-0.059 (0.178)	0.682 ^{***} (0.196)	-0.323 (0.578)	-0.372 (0.438)	0.469 (0.521)	0.424 [*] (0.224)	0.104 (0.202)	0.701 ^{**} (0.224)	0.529 (0.472)	-0.326 (0.496)	0.450 (0.550)
Diversity Value	0.367 (0.234)	0.485 [*] (0.211)	0.400 (0.254)	0.094 (0.362)	0.639 [*] (0.282)	0.432 (0.385)	0.967 [*] (0.418)	0.236 (0.423)	0.577 (0.468)	0.355 (0.596)	0.880 (0.554)	0.782 (0.636)
Issue Public	0.947 ^{***} (0.161)	0.816 ^{***} (0.152)	1.307 ^{***} (0.181)	1.103 ^{***} (0.304)	0.536 [*] (0.250)	1.174 ^{***} (0.331)	0.775 ^{***} (0.211)	0.867 ^{***} (0.208)	1.211 ^{***} (0.234)	2.291 ^{***} (0.410)	1.470 ^{***} (0.427)	1.763 ^{***} (0.464)
Evangelical	0.552 (0.340)	-0.665 [*] (0.299)	0.291 (0.415)	1.468 [*] (0.589)	-0.473 (0.393)	1.017 [*] (0.598)	-0.356 (0.448)	-1.361 ^{**} (0.469)	-0.401 (0.537)	0.827 (0.852)	0.816 (0.812)	1.548 (1.040)
Born Again	0.381 (0.314)	-0.339 (0.280)	0.653 (0.407)	0.605 (0.502)	-0.409 (0.419)	1.195 (0.836)	0.507 (0.433)	-0.230 (0.419)	0.508 (0.573)	-0.049 (0.651)	-0.602 (0.765)	0.247 (0.878)
Catholic	0.223 (0.246)	-0.152 (0.229)	-0.111 (0.283)	0.719 [*] (0.393)	-0.019 (0.320)	0.642 (0.490)	-0.123 (0.343)	-0.453 (0.332)	-0.735 [*] (0.384)	0.200 (0.641)	0.165 (0.558)	-0.486 (0.682)
Other Christian	0.753 [*] (0.346)	0.339 (0.301)	0.304 (0.390)	1.378 [*] (0.588)	0.401 (0.422)	0.273 (0.571)	0.398 (0.527)	-0.165 (0.488)	0.544 (0.571)	1.681 [*] (0.696)	1.354 [*] (0.685)	1.831 [*] (0.751)
Jewish	3.579 ^{***} (0.754)	-0.889 ^{**} (0.343)	-1.459 ^{***} (0.369)	2.155 [*] (1.138)	-0.443 (0.731)	0.639 (0.823)	15.287 ^{***} (0.327)	-0.890 [*] (0.414)	-1.957 ^{***} (0.444)	1.496 (1.299)	-1.085 (1.098)	-2.533 (1.687)
Other Religion	-0.001 (0.667)	0.536 (0.846)	-0.567 (0.709)	15.245 ^{***} (1.395)	16.389 ^{***} (1.338)	15.917 ^{***} (1.721)	-0.705 (0.669)	-0.117 (0.654)	-1.338 [*] (0.674)	0.578 (1.728)	-2.170 (1.476)	-0.404 (1.545)
Secular	-0.123 (0.230)	-0.413 [*] (0.224)	-0.207 (0.262)	0.488 (0.520)	-0.842 [*] (0.449)	0.497 (0.608)	-0.415 (0.290)	-0.215 (0.295)	-0.722 [*] (0.335)	-0.140 (0.570)	-0.481 (0.558)	0.265 (0.553)
Republican	0.626 [*] (0.257)	-0.509 [*] (0.230)	0.753 ^{**} (0.290)									
Democrat	0.217 (0.218)	0.784 ^{***} (0.214)	0.802 ^{***} (0.237)									
Woman	-0.121 (0.164)	-0.044 (0.138)	-0.345 [*] (0.185)	-1.060 ^{***} (0.313)	-0.320 (0.236)	-1.156 ^{**} (0.382)	0.411 [*] (0.208)	0.259 (0.195)	0.232 (0.220)	0.779 [*] (0.409)	0.088 (0.406)	0.147 (0.414)
Black	-0.349 (0.306)	0.201 (0.369)	-0.832 [*] (0.353)	-1.527 (1.038)	1.645 (1.156)	14.116 ^{***} (0.917)	-0.692 [*] (0.360)	-0.264 (0.425)	-1.277 ^{**} (0.392)	-0.398 (0.716)	1.195 (0.764)	0.247 (0.709)
Hispanic	-0.260 (0.291)	0.078 (0.254)	0.063 (0.326)	-0.424 (0.469)	-0.476 (0.501)	-0.624 (0.519)	-0.270 (0.383)	0.629 [*] (0.366)	0.759 [*] (0.392)	0.498 (0.696)	-0.219 (0.625)	0.405 (0.712)
Asian	0.003 (0.435)	0.053 (0.395)	0.385 (0.471)	-0.234 (0.828)	-0.881 (0.860)	1.256 (1.257)	-0.417 (0.561)	0.093 (0.531)	-0.176 (0.606)	-0.754 (0.886)	0.876 (0.846)	-0.673 (0.869)
Native American	0.825 (0.623)	0.295 (0.638)	0.195 (0.647)	1.031 (0.921)	0.014 (1.161)	14.910 ^{***} (0.552)	0.546 (0.886)	1.301 (0.837)	1.590 (1.086)	2.093 (1.537)	-14.501 ^{***} (0.842)	-17.321 ^{***} (0.907)
Other Race	0.455 (0.460)	-0.089 (0.359)	0.079 (0.483)	0.156 (1.000)	-1.111 (0.754)	-0.205 (0.932)	0.413 (0.561)	-0.102 (0.526)	-0.016 (0.600)	1.280 (0.803)	0.639 (0.580)	0.472 (0.809)
Age	0.020 (0.026)	-0.050 [*] (0.025)	0.063 [*] (0.029)	0.103 [*] (0.051)	-0.029 (0.043)	0.114 [*] (0.049)	-0.044 (0.034)	-0.039 (0.032)	0.029 (0.038)	-0.017 (0.074)	-0.173 [*] (0.071)	0.143 [*] (0.080)
Intercept	-0.988 [*] (0.429)	-0.534 (0.412)	-1.615 ^{***} (0.482)	-0.266 (0.855)	-0.773 (0.768)	-1.160 (0.950)	-1.083 [*] (0.621)	-0.036 (0.624)	-0.886 (0.687)	-1.638 [*] (0.912)	-0.599 (0.961)	-2.527 (0.986)
Observations	2,255	2,252	2,261	850	847	851	1,133	1,135	1,138	272	270	272
Log Likelihood	-972.520	-1,126.997	-814.545	-294.002	-416.593	-239.918	-538.262	-552.495	-431.155	-102.851	-112.203	-97.415
Akaike Inf. Crit.	1,993.040	2,301.993	1,677.090	632.003	877.186	523.837	1,120.524	1,148.989	906.310	249.702	268.407	238.830

Note:

+p<0.1; *p<0.05; **p<0.01; ***p<0.001

Table 21: Change in Predicted Probability of Sympathizing with Religious Groups (All Respondents)

Dependent Variable	Independent Variable	Change in Predicted Probability	95% C.I. Min.	95% C.I. Max.
Jews	Christian Values	0.054	-0.008	0.110
Jews	Defense Value	0.055	-0.004	0.117
Jews	Diversity Value	0.061	-0.008	0.137
Muslims	Christian Values	-0.133	-0.207	-0.060
Muslims	Defense Value	-0.011	-0.078	0.057
Muslims	Diversity Value	0.097	0.015	0.182
Christians	Christian Values	0.090	0.040	0.139
Christians	Defense Value	0.090	0.039	0.143
Christians	Diversity Value	0.053	-0.011	0.124

Table 22: Change in Predicted Probability of Sympathizing with Religious Groups (Republicans)

Dependent Variable	Independent Variable	Change in Predicted Probability	95% C.I. Min.	95% C.I. Max.
Jews	Christian Values	0.051	-0.017	0.122
Jews	Defense Value	-0.023	-0.115	0.105
Jews	Diversity Value	0.012	-0.059	0.094
Muslims	Christian Values	-0.153	-0.241	-0.064
Muslims	Defense Value	-0.076	-0.235	0.082
Muslims	Diversity Value	0.115	0.014	0.210
Christians	Christian Values	0.079	0.026	0.136
Christians	Defense Value	0.046	-0.038	0.160
Christians	Diversity Value	0.038	-0.025	0.117

Table 23: Change in Predicted Probability of Sympathizing with Religious Groups (Democrats)

Dependent Variable	Independent Variable	Change in Predicted Probability	95% C.I. Min.	95% C.I. Max.
Jews	Christian Values	0.043	-0.075	0.144
Jews	Defense Value	0.076	-0.003	0.155
Jews	Diversity Value	0.184	0.018	0.349
Muslims	Christian Values	-0.099	-0.249	0.037
Muslims	Defense Value	0.020	-0.056	0.096
Muslims	Diversity Value	0.054	-0.093	0.224
Christians	Christian Values	0.062	-0.030	0.136
Christians	Defense Value	0.097	0.038	0.159
Christians	Diversity Value	0.091	-0.043	0.261

Table 24: Change in Predicted Probability of Sympathizing with Religious Groups (Independents)

Dependent Variable	Independent Variable	Change in Predicted Probability	95% C.I. Min.	95% C.I. Max.
Jews	Christian Values	-0.057	-0.207	0.080
Jews	Defense Value	0.082	-0.058	0.226
Jews	Diversity Value	0.062	-0.115	0.269
Muslims	Christian Values	-0.105	-0.257	0.048
Muslims	Defense Value	-0.061	-0.238	0.108
Muslims	Diversity Value	0.159	-0.028	0.327
Christians	Christian Values	0.023	-0.113	0.149
Christians	Defense Value	0.064	-0.086	0.220
Christians	Diversity Value	0.116	-0.053	0.321

Table 25: Logistic Regression Coefficients (Conflict Outcome Models)

	<i>Dependent variable:</i>							
	Unequal Annexation				Jewish State			
	All	Republicans	Democrats	Independents	All	Republicans	Democrats	Independents
(1)	(2)	(3)	(4)	(5)	(6)	(7)	(8)	
Coreligionist Duty	1.072*** (0.300)	0.400 (0.312)	3.414*** (0.880)	1.457 (1.031)	0.731*** (0.198)	0.707** (0.252)	0.817* (0.378)	0.601 (0.664)
Evangelism Duty	0.793* (0.318)	0.724* (0.340)	-0.325 (0.755)	2.628* (1.299)	0.682** (0.226)	0.315 (0.292)	1.028* (0.443)	3.153*** (0.700)
Equality Duty	-0.496 (0.375)	-0.360 (0.386)	-1.717** (0.648)	-0.785 (1.295)	-0.532* (0.244)	-0.129 (0.307)	-0.388 (0.495)	-1.970*** (0.534)
Christian Values	0.215 (0.297)	0.073 (0.309)	1.033 (0.639)	0.728 (0.773)	0.581*** (0.175)	0.766*** (0.219)	0.102 (0.423)	0.475 (0.593)
Defense Value	0.260 (0.418)	0.030 (0.645)	0.603 (0.574)	0.349 (0.930)	0.241 (0.218)	0.231 (0.384)	0.151 (0.277)	0.771 (0.625)
Diversity Value	-1.179*** (0.267)	-1.109*** (0.307)	-2.459*** (0.711)	-0.433 (1.359)	-0.662** (0.218)	-0.754** (0.272)	-0.585 (0.476)	-0.960 (0.643)
Issue Public	0.006 (0.265)	0.781* (0.386)	-0.636 (0.647)	-0.671 (0.893)	-0.055 (0.170)	0.109 (0.233)	-0.125 (0.327)	-0.115 (0.555)
Evangelical	-0.291 (0.488)	-0.112 (0.556)	-2.654* (1.417)	16.520*** (1.731)	0.608* (0.284)	1.194** (0.369)	0.075 (0.545)	-0.988 (0.861)
Born Again	0.547 (0.484)	0.321 (0.592)	0.334 (1.087)	15.937*** (1.242)	0.429 (0.311)	1.210** (0.409)	-0.227 (0.497)	-1.864* (0.985)
Catholic	0.268 (0.447)	-0.002 (0.503)	-0.164 (0.960)	19.005*** (1.397)	0.183 (0.271)	0.653* (0.345)	-0.427 (0.512)	-0.248 (0.713)
Other Christian	-0.268 (0.663)	0.128 (0.653)	-18.741*** (1.390)	13.052*** (2.202)	0.366 (0.349)	1.048* (0.455)	-0.236 (0.765)	-0.579 (1.136)
Jewish	0.924 (0.647)	-0.920 (1.152)	0.635 (1.355)	21.141*** (2.183)	1.769*** (0.357)	1.739** (0.668)	1.497** (0.463)	1.152 (1.956)
Other Religion	-12.109*** (0.860)	-13.653*** (1.207)	-15.222*** (1.756)	4.134* (2.081)	-2.975* (1.280)	-12.652*** (0.991)	-3.616** (1.326)	-12.307*** (1.143)
Secular	0.675 (0.502)	1.034* (0.584)	-0.543 (1.117)	18.220*** (1.248)	0.082 (0.286)	0.922* (0.404)	-0.292 (0.424)	-1.941* (0.762)
Republican	0.593 (0.469)				0.429* (0.248)			
Democrat	-0.821* (0.467)				-0.456* (0.265)			
Woman	-0.009 (0.274)	0.091 (0.315)	-0.755 (0.548)	-1.040 (0.951)	0.071 (0.158)	-0.135 (0.215)	0.243 (0.277)	0.614 (0.433)
Black	1.490** (0.455)	-15.015*** (0.699)	1.744* (0.769)	2.540* (1.330)	-0.092 (0.355)	0.159 (1.117)	0.061 (0.395)	-1.408 (0.946)
Hispanic	0.800* (0.420)	0.768 (0.482)	-0.121 (0.673)	0.667 (1.387)	0.395 (0.278)	0.265 (0.391)	0.782* (0.459)	-0.611 (0.737)
Asian	-1.333 (1.081)	-13.606*** (0.483)	-0.864 (1.676)	-14.710*** (2.334)	-0.455 (0.772)	-1.963* (1.142)	1.024 (0.746)	-17.916*** (1.645)
Native American	1.618 (1.025)	2.052* (1.101)	-15.828*** (1.066)	3.113* (1.633)	0.822 (0.609)	1.542 (1.137)	-0.194 (1.107)	3.001** (0.926)
Other Race	-0.076 (0.902)	0.071 (1.003)	-16.593*** (1.263)	1.877 (1.455)	-0.031 (0.376)	0.247 (0.554)	-1.064 (1.063)	0.405 (0.877)
Age	0.044 (0.046)	0.048 (0.050)	-0.101 (0.111)	0.237* (0.128)	0.017 (0.026)	0.028 (0.038)	0.023 (0.039)	-0.092 (0.091)
Intercept	-2.939*** (0.831)	-2.461* (1.121)	-1.076 (1.207)	-22.534*** (2.510)	-1.087* (0.486)	-1.543* (0.612)	-1.431* (0.754)	1.052 (1.092)
Observations	2,197	822	1,112	263	2,205	824	1,119	262
Log Likelihood	-440.507	-247.252	-73.717	-28.153	-977.526	-436.711	-389.051	-77.591
Akaike Inf. Crit.	929.013	538.505	191.433	100.305	2,003.053	917.423	822.103	199.182

Note: +p<0.1; *p<0.05; **p<0.01; ***p<0.001

Table 26: Change in Predicted Probabilities (Conflict Outcome Models – All Respondents)

Dependent Variable	Independent Variable	Change in Predicted Probability	95% C.I. Min.	95% C.I. Max.
Unequal Annexation	Christian Values	0.013	-0.020	0.048
Unequal Annexation	Defense Value	0.012	-0.036	0.049
Unequal Annexation	Diversity Value	-0.084	-0.133	-0.044
Jewish State	Christian Values	0.097	0.041	0.156
Jewish State	Defense Value	0.037	-0.028	0.101
Jewish State	Diversity Value	-0.114	-0.197	-0.036

Table 27: Change in Predicted Probabilities (Conflict Outcome Models – Republicans)

Dependent Variable	Independent Variable	Change in Predicted Probability	95% C.I. Min.	95% C.I. Max.
Unequal Annexation	Christian Values	0.007	-0.058	0.067
Unequal Annexation	Defense Value	-0.008	-0.194	0.096
Unequal Annexation	Diversity Value	-0.137	-0.222	-0.058
Jewish State	Christian Values	0.160	0.068	0.245
Jewish State	Defense Value	0.043	-0.111	0.193
Jewish State	Diversity Value	-0.157	-0.263	-0.040

Table 28: Change in Predicted Probabilities (Conflict Outcome Models – Democrats)

Dependent Variable	Independent Variable	Change in Predicted Probability	95% C.I. Min.	95% C.I. Max.
Unequal Annexation	Christian Values	0.019	-0.003	0.048
Unequal Annexation	Defense Value	0.008	-0.008	0.025
Unequal Annexation	Diversity Value	-0.061	-0.122	-0.023
Jewish State	Christian Values	0.017	-0.068	0.129
Jewish State	Defense Value	0.017	-0.044	0.073
Jewish State	Diversity Value	-0.084	-0.240	0.040

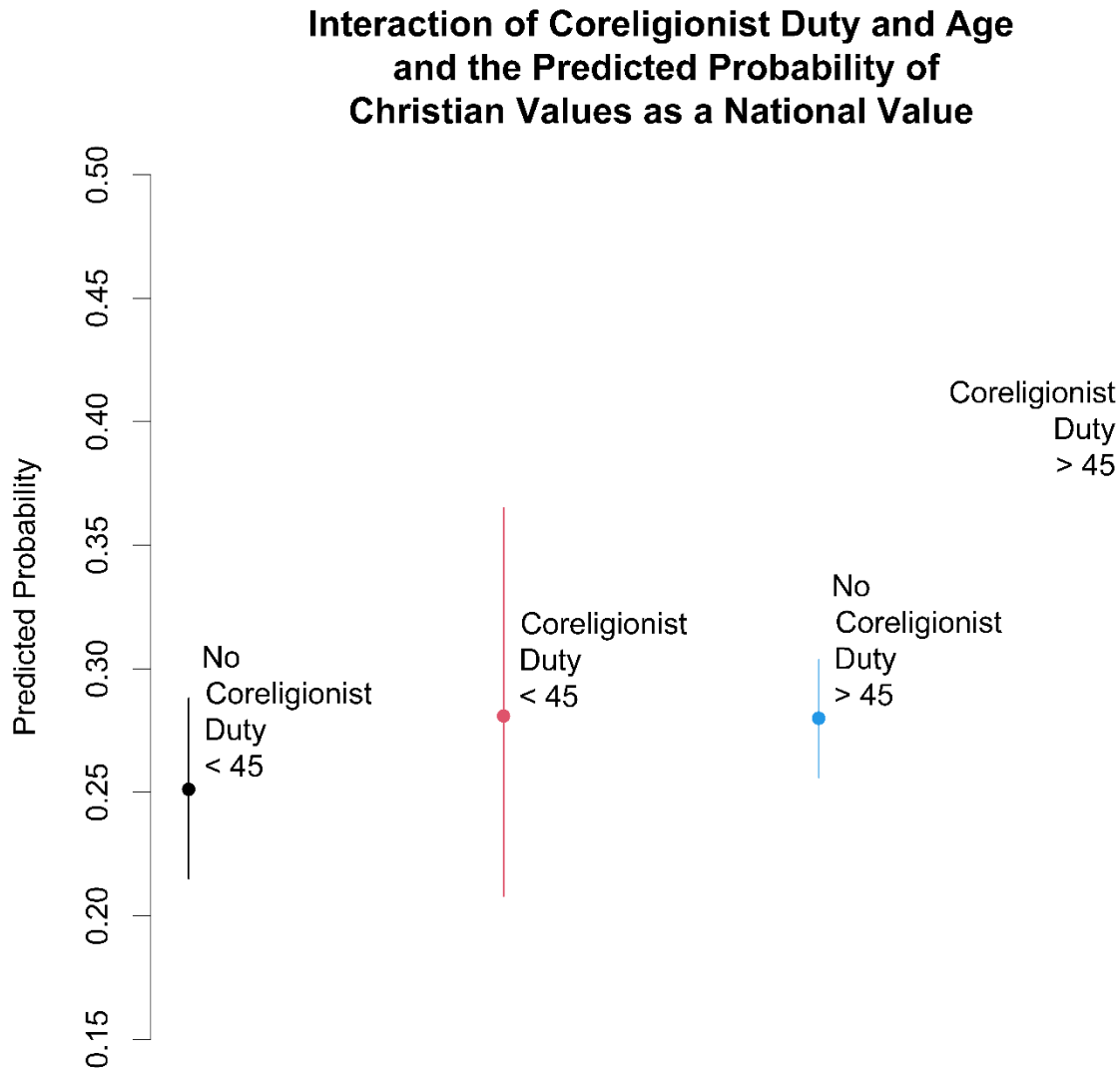
Table 29: Change in Predicted Probabilities (Conflict Outcome Models – Independents)

Dependent Variable	Independent Variable	Change in Predicted Probability	95% C.I. Min.	95% C.I. Max.
Unequal Annexation	Christian Values	0.043	-0.039	0.146
Unequal Annexation	Defense Value	0.007	-0.104	0.076
Unequal Annexation	Diversity Value	-0.025	-0.176	0.131
Jewish State	Christian Values	0.057	-0.064	0.209
Jewish State	Defense Value	0.074	-0.047	0.181
Jewish State	Diversity Value	-0.119	-0.298	0.030

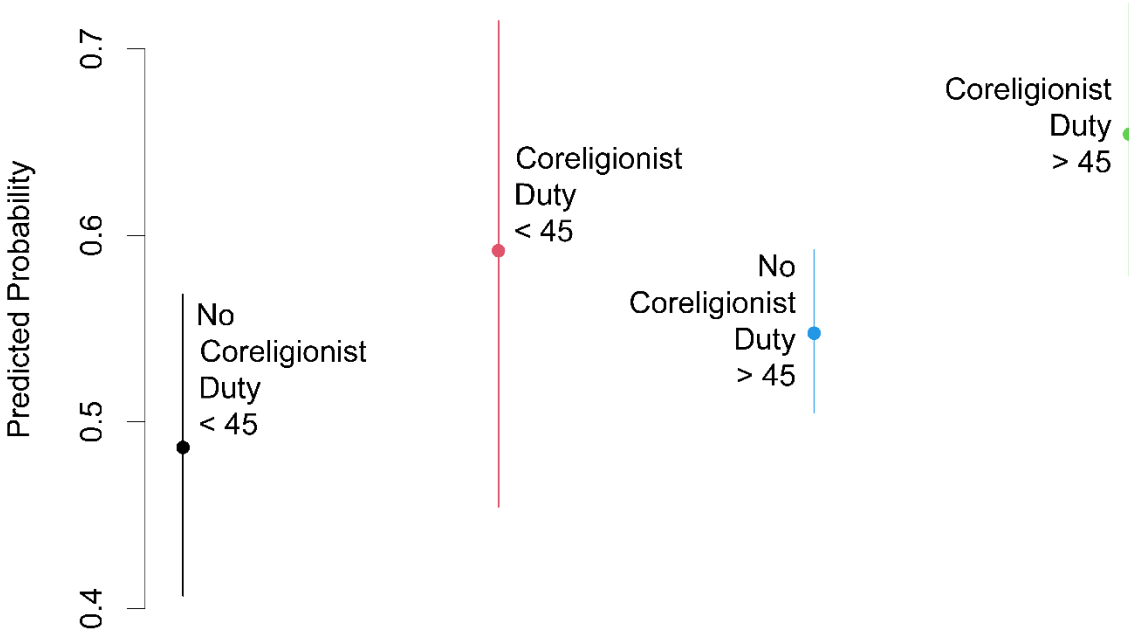
Appendix 6: Predicted Probability Plots (Additional Mechanisms)

Predicted probabilities results calculated using R software (R Core Team 2019), including the {DAMisc} (Armstrong 2020), {dplyr} (Wickham et al. 2020), and {calibrate} (Graffelman 2019) packages.

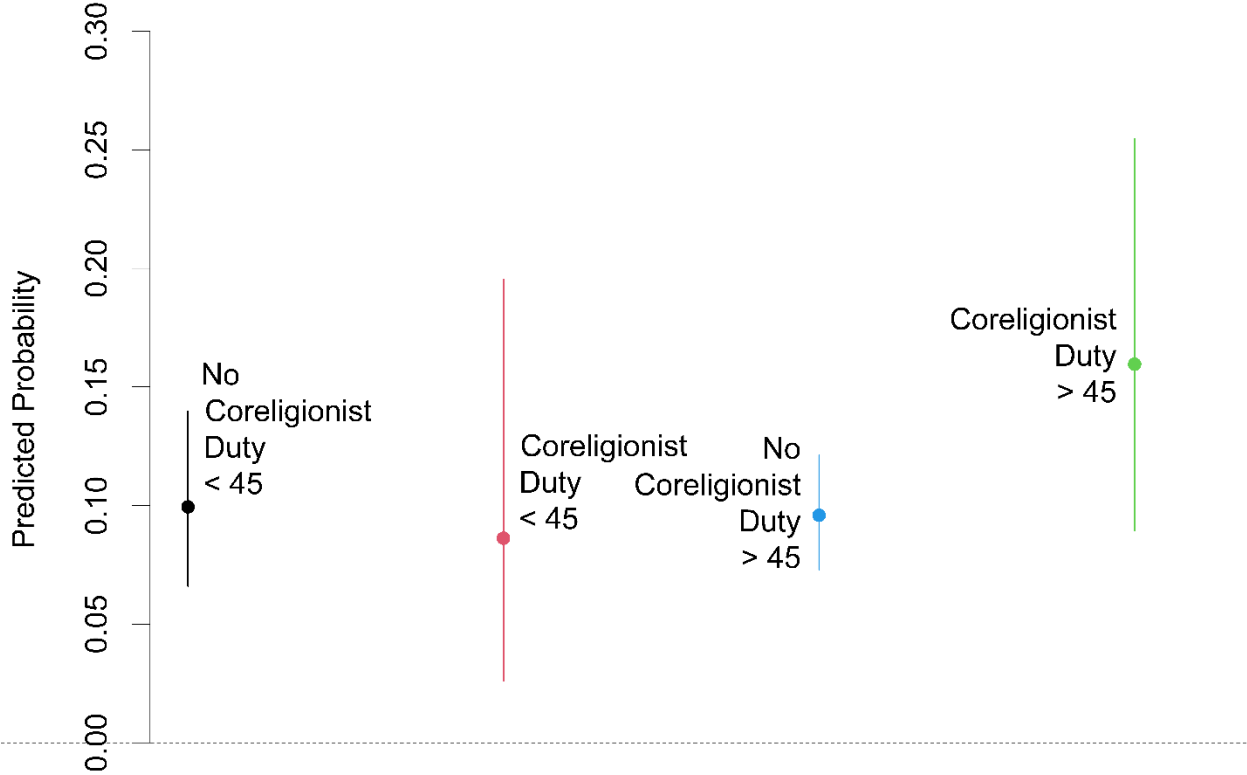
Interaction of Age and Coreligionist Duty on the Probability of Belief that the US is Founded on Christian Values



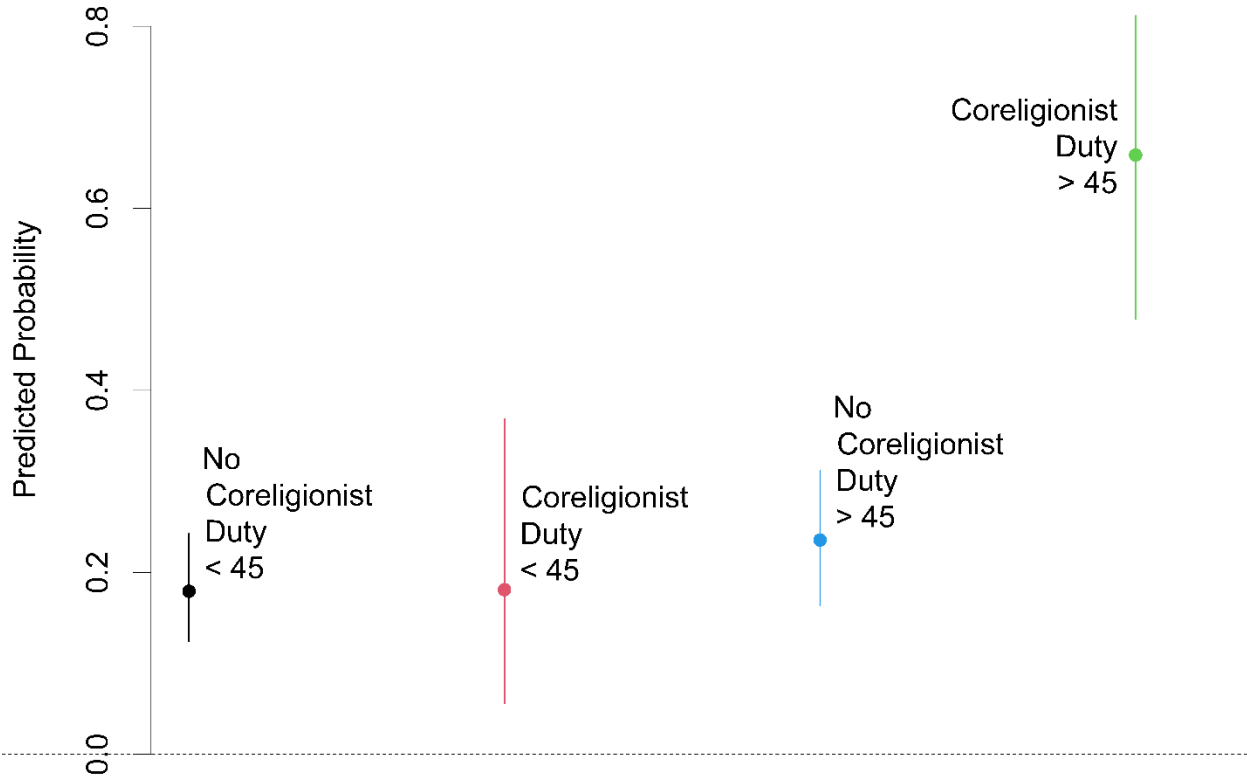
**Republicans:
Interaction of Coreligionist Duty and Age
and the Predicted Probability of
Christian Values as a National Value**



**Democrats:
Interaction of Coreligionist Duty and Age
and the Predicted Probability of
Christian Values as a National Value**

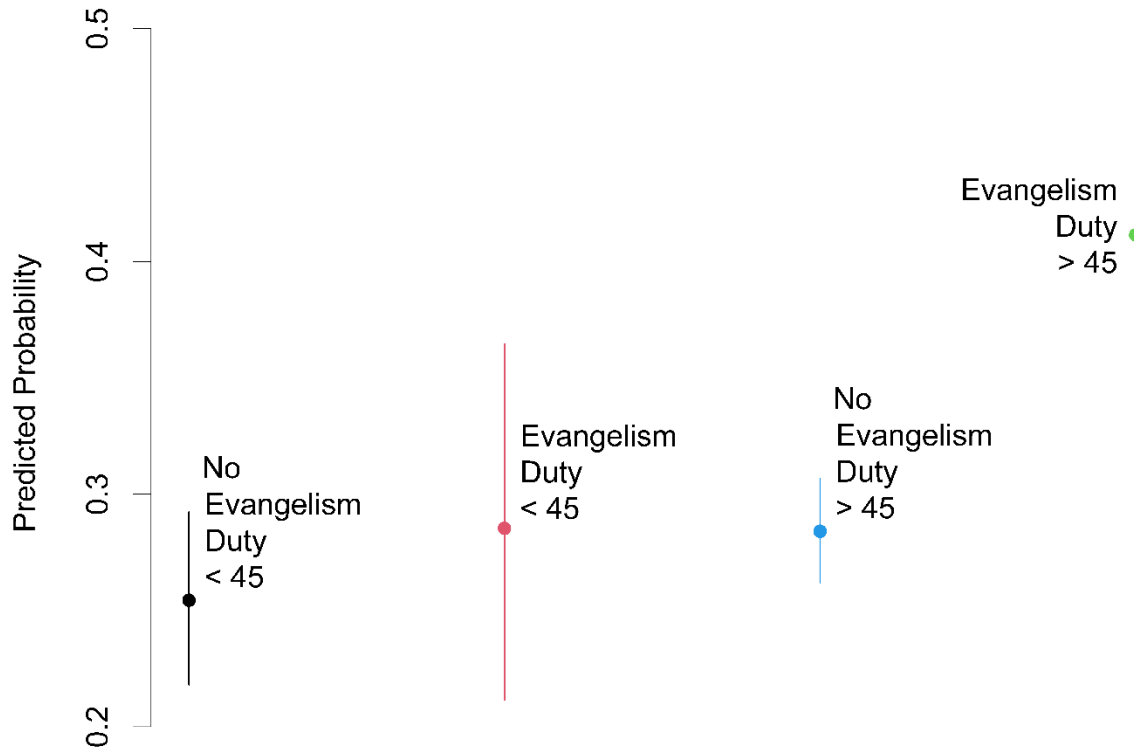


**Independents:
Interaction of Coreligionist Duty and Age
and the Predicted Probability of
Christian Values as a National Value**

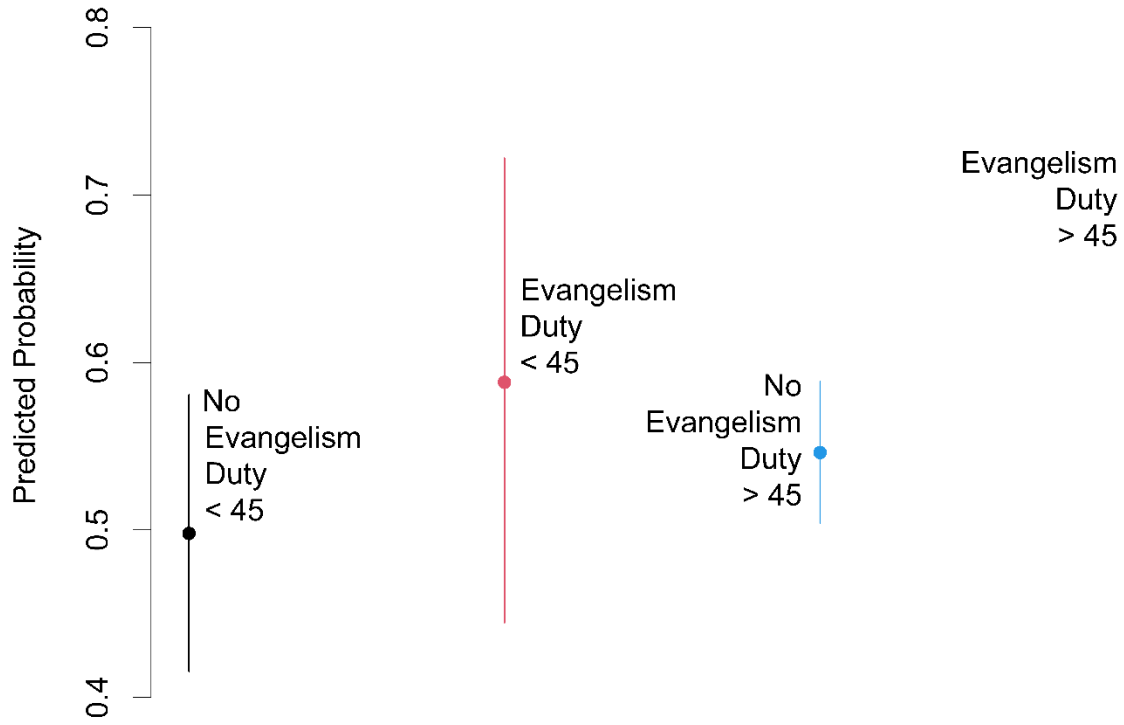


Interaction of Age and Evangelist Duty on the Probability of Belief that the US is Founded on Christian Values

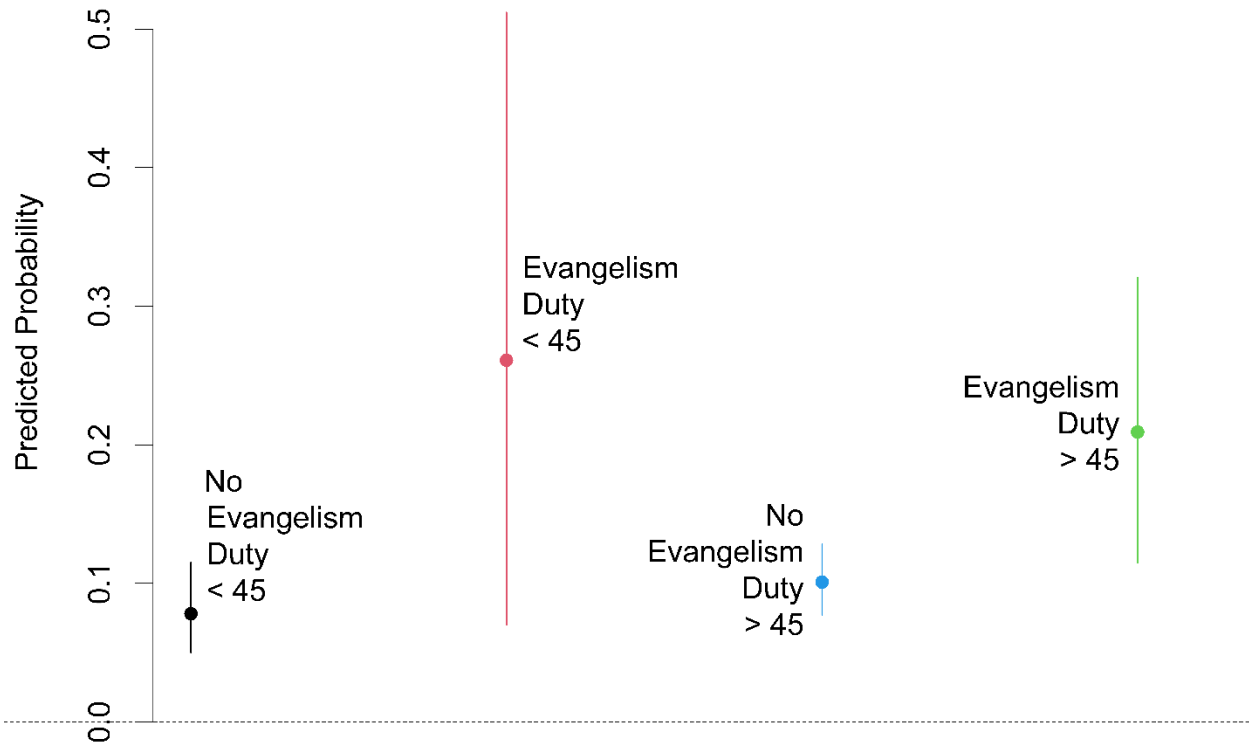
Interaction of Evangelism Duty and Age and the Predicted Probability of Christian Values as a National Value




Republicans: Interaction of Evangelism Duty and Age and the Predicted Probability of Christian Values as a National Value



**Democrats:
Interaction of Evangelism Duty and Age
and the Predicted Probability of
Christian Values as a National Value**




**Independents:
Interaction of Evangelism Duty and Age
and the Predicted Probability of
Christian Values as a National Value**

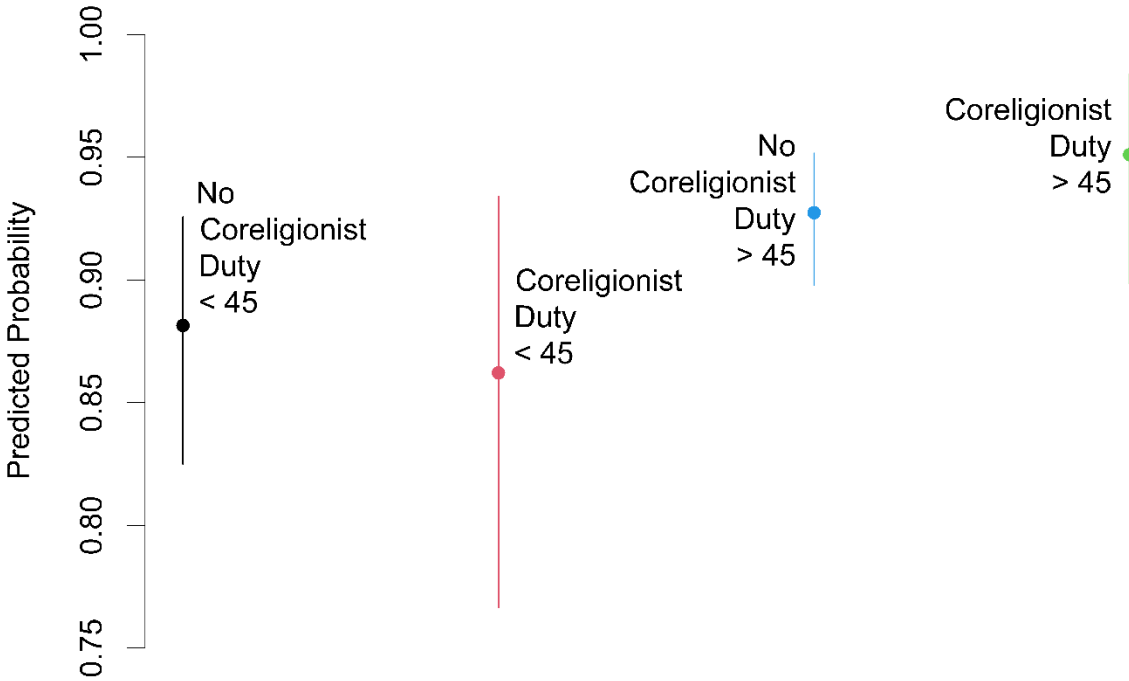


Interaction of Age and Coreligionist Duty on the Probability of Holding Defense as a National Value

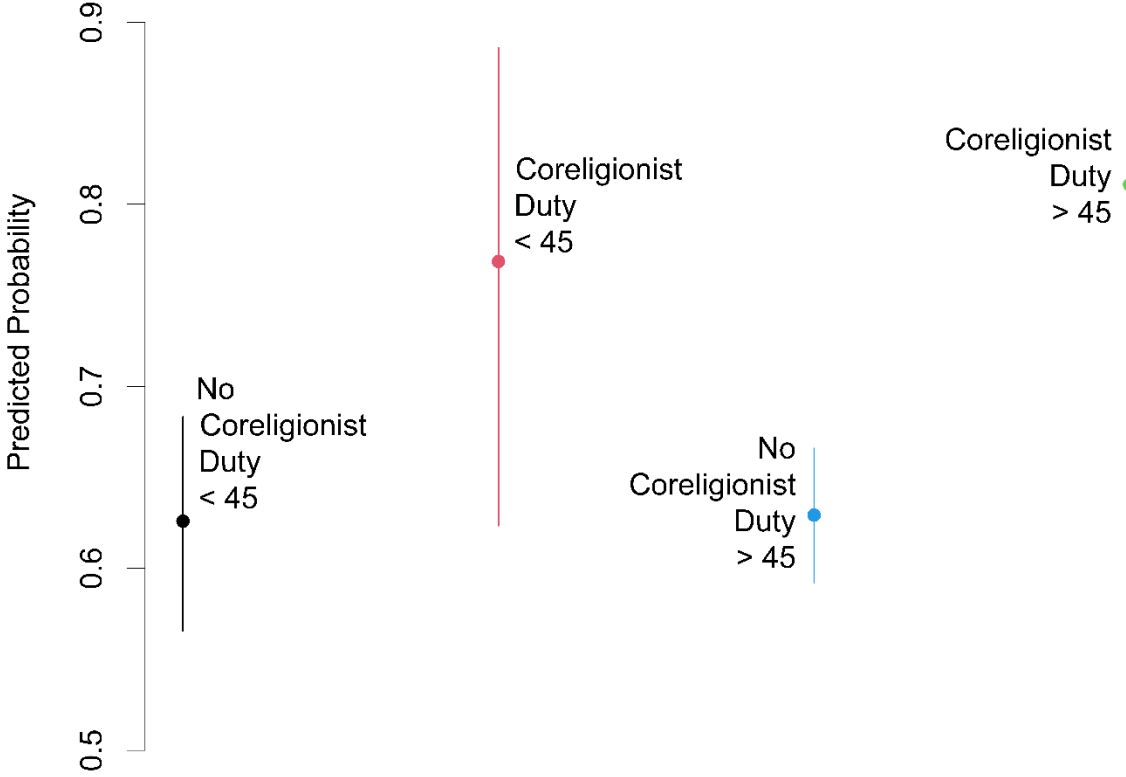
**Interaction of Coreligionist Duty and Age
the Predicted Probability of
and Defense as a National Value**



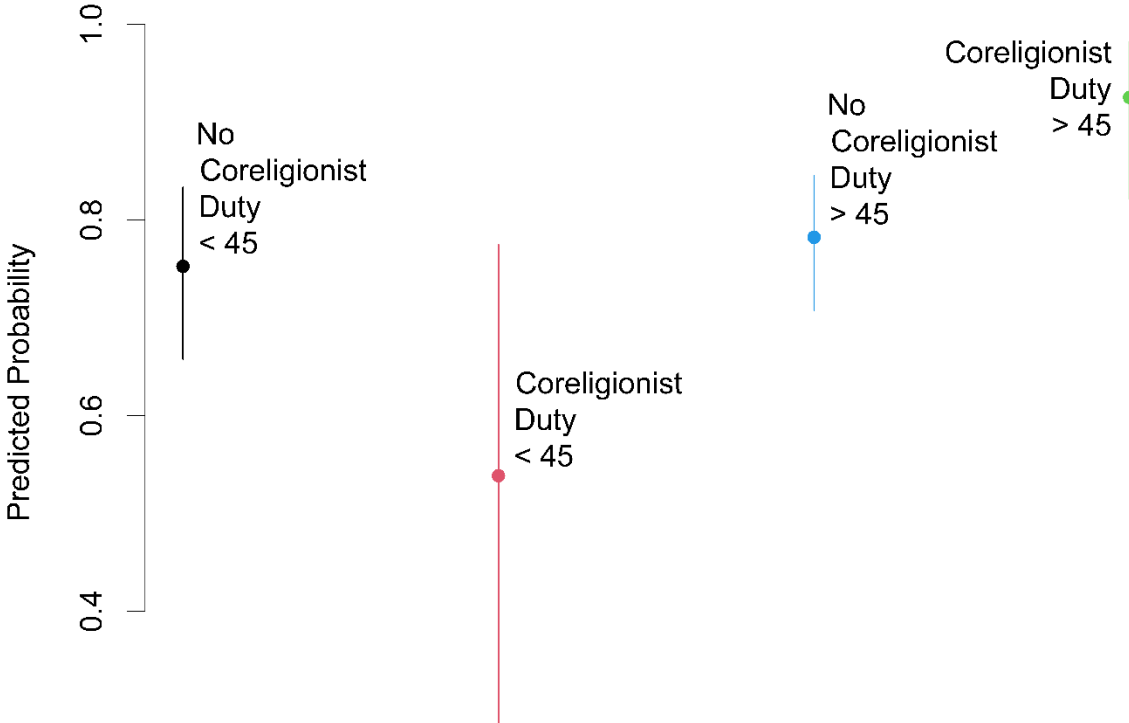
**Republicans:
Interaction of Coreligionist Duty and Age
the Predicted Probability of
and Defense as a National Value**



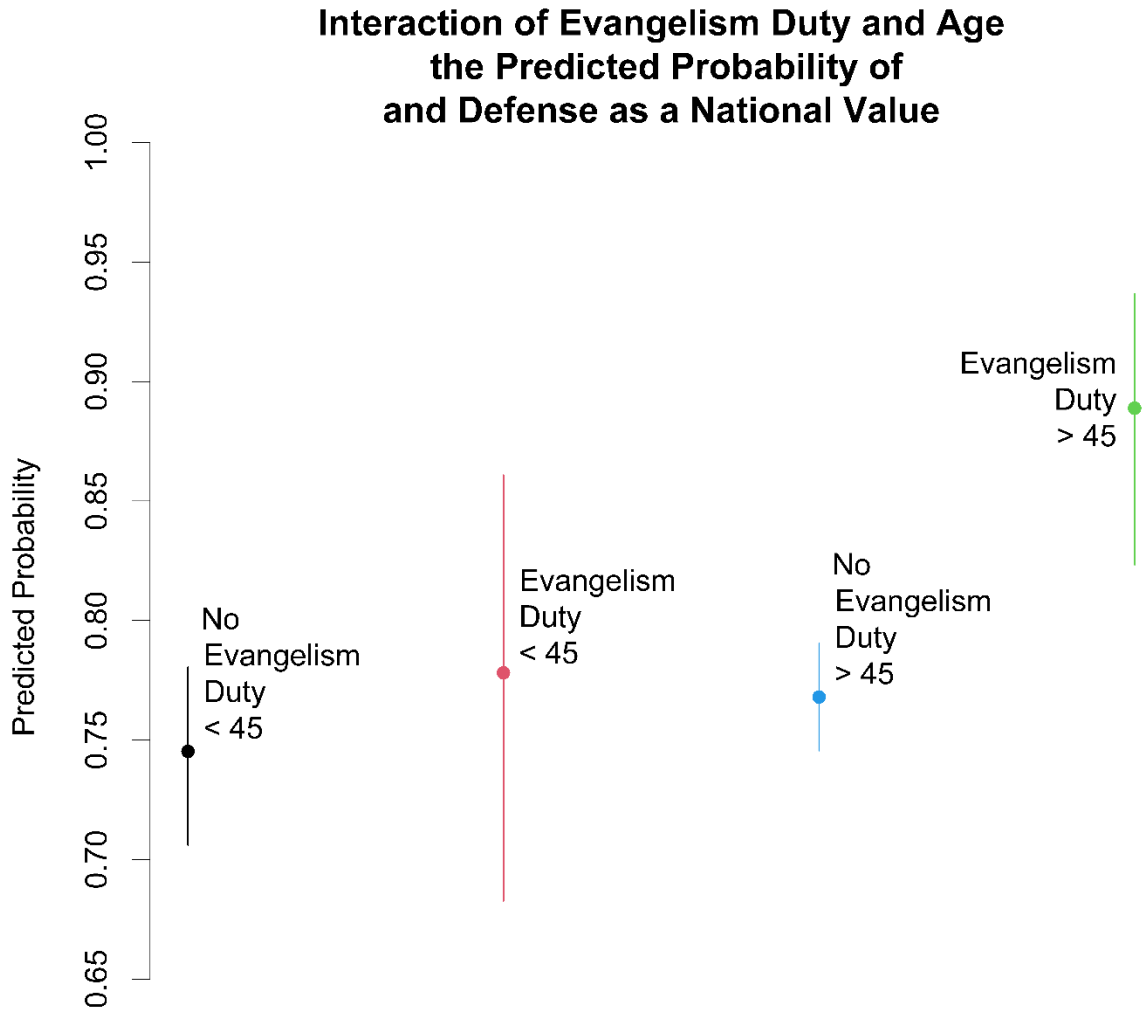
**Democrats:
Interaction of Coreligionist Duty and Age
the Predicted Probability of
and Defense as a National Value**



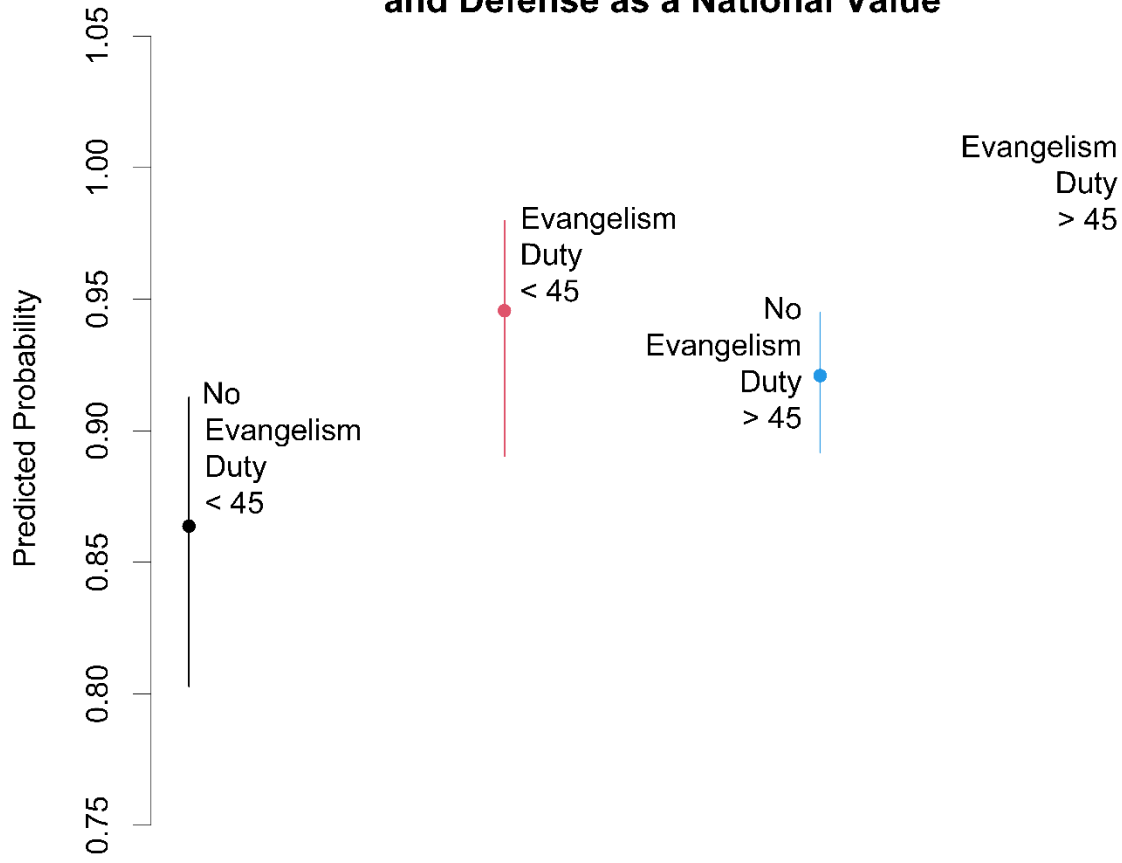
**Independents:
Interaction of Coreligionist Duty and Age
the Predicted Probability of
and Defense as a National Value**




Interaction of Age and Evangelism Duty on the Probability of Holding Defense as a National Value



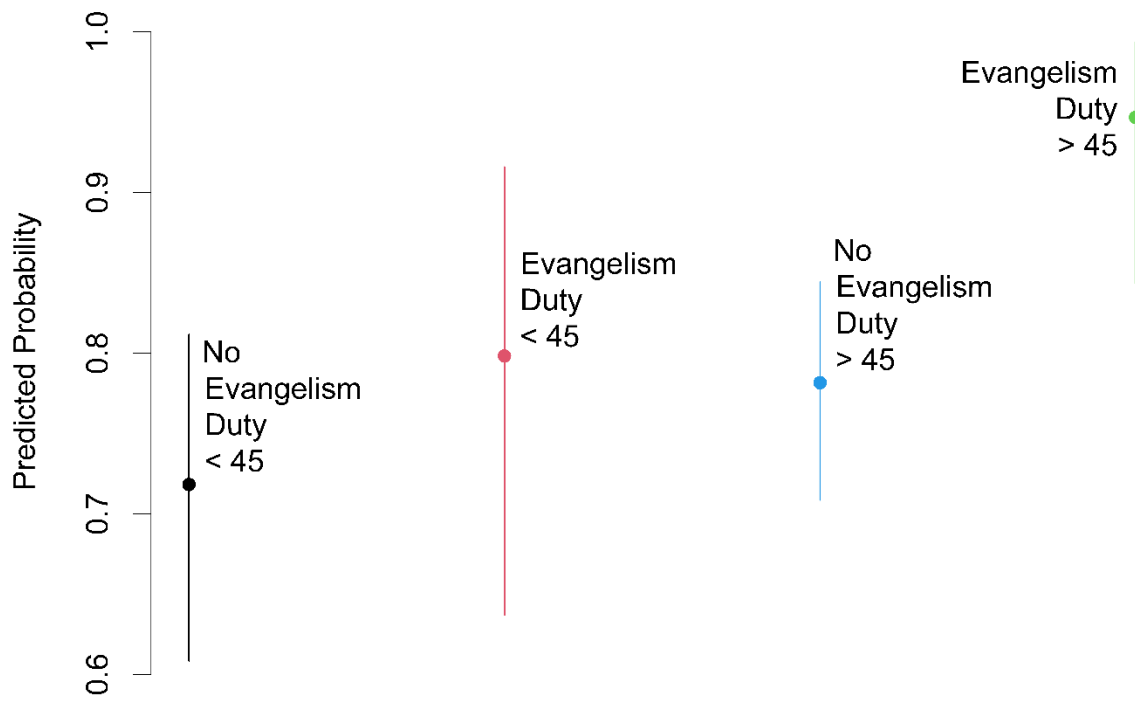
**Republicans:
Interaction of Evangelism Duty and Age
the Predicted Probability of
and Defense as a National Value**



Democrats: Interaction of Evangelism Duty and Age the Predicted Probability of and Defense as a National Value

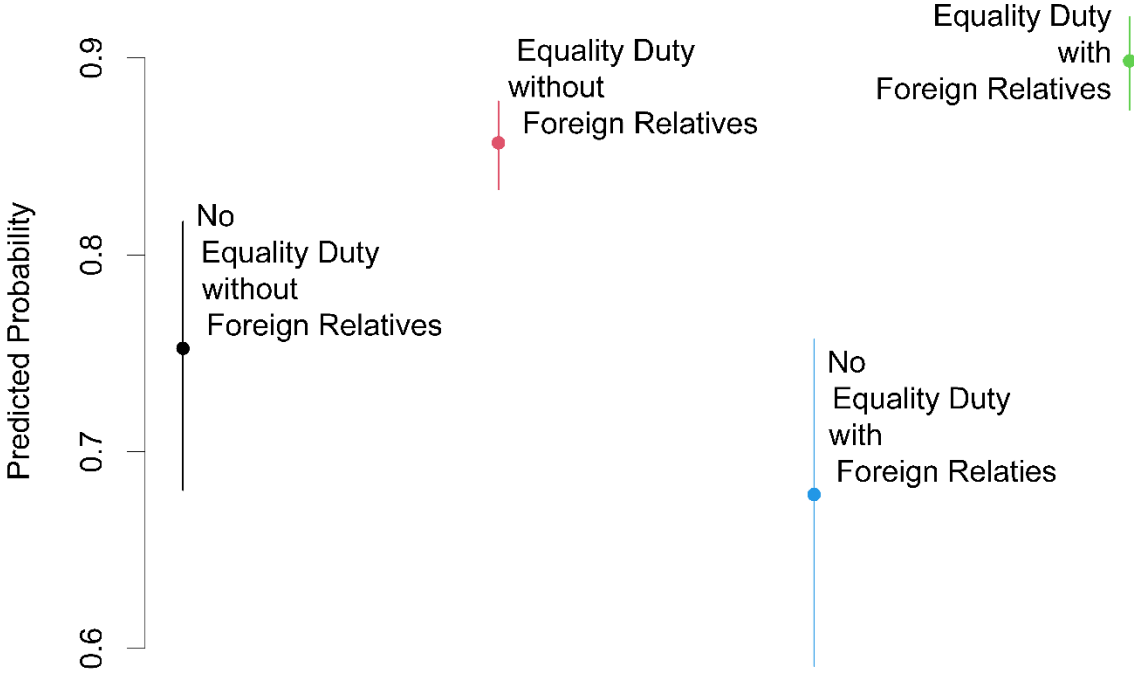


**Independents:
Interaction of Evangelism Duty and Age
the Predicted Probability of
and Defense as a National Value**

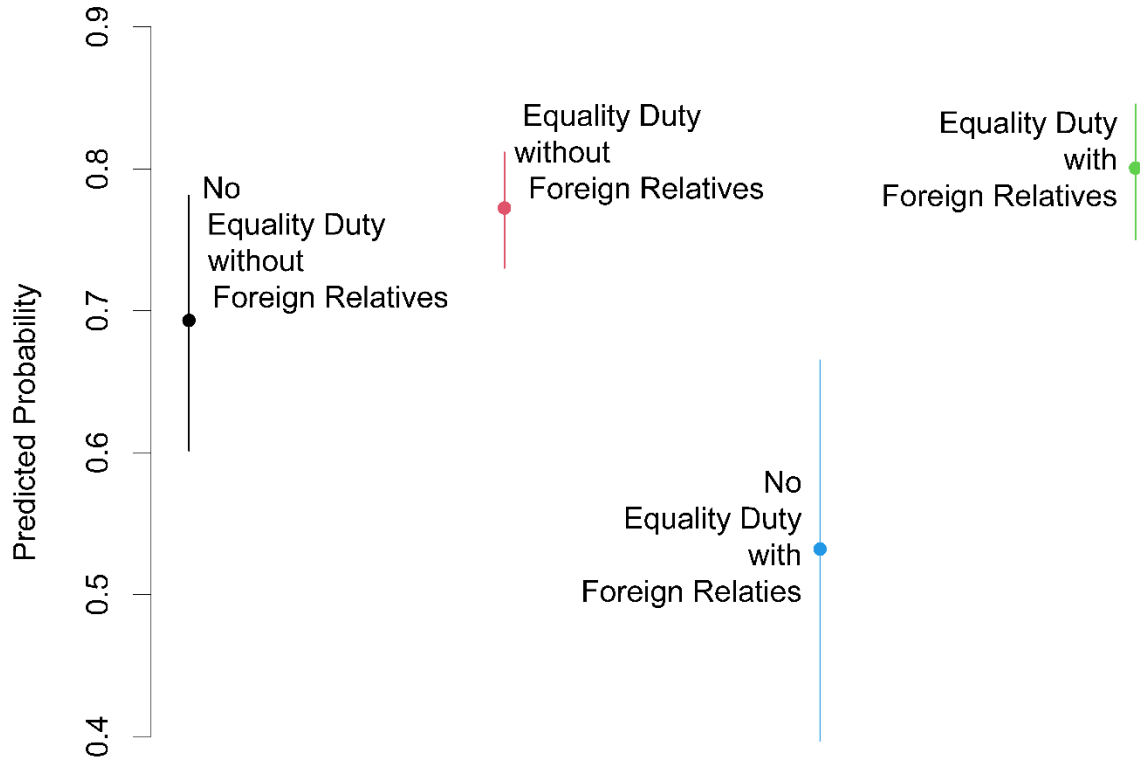


Interaction of Equality Duty and Relatives outside the US on the Probability of Holding Diversity as a National Value (95% Confidence)

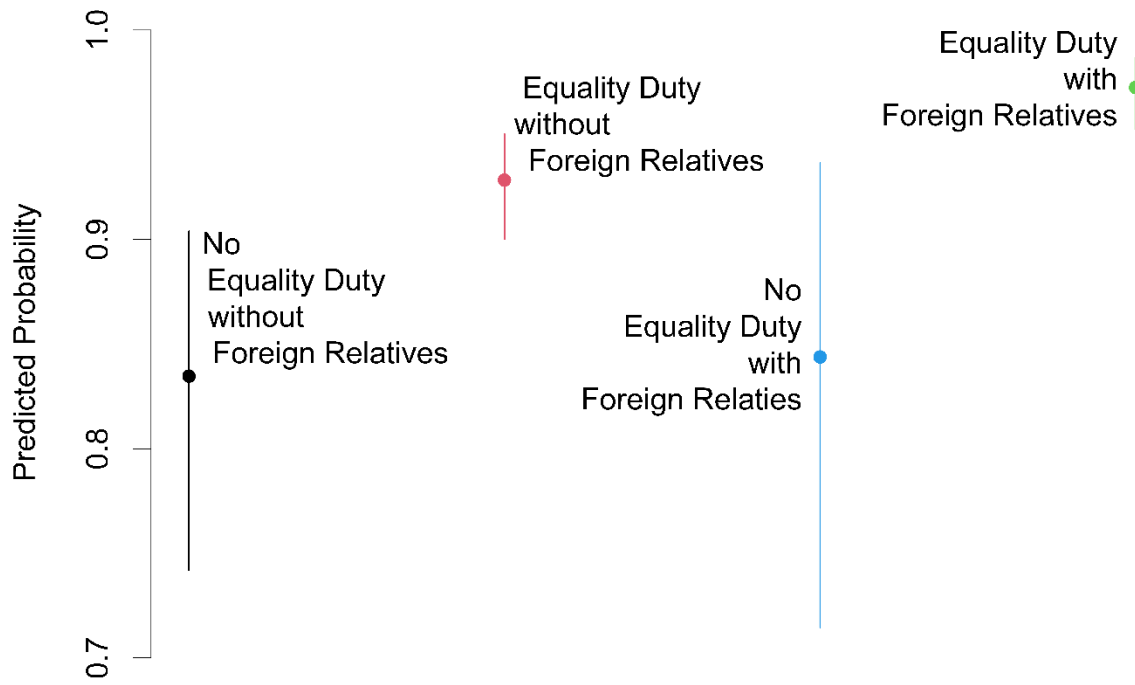
Interaction of Equality Duty and Foreign Relatives and Diversity as a National Value



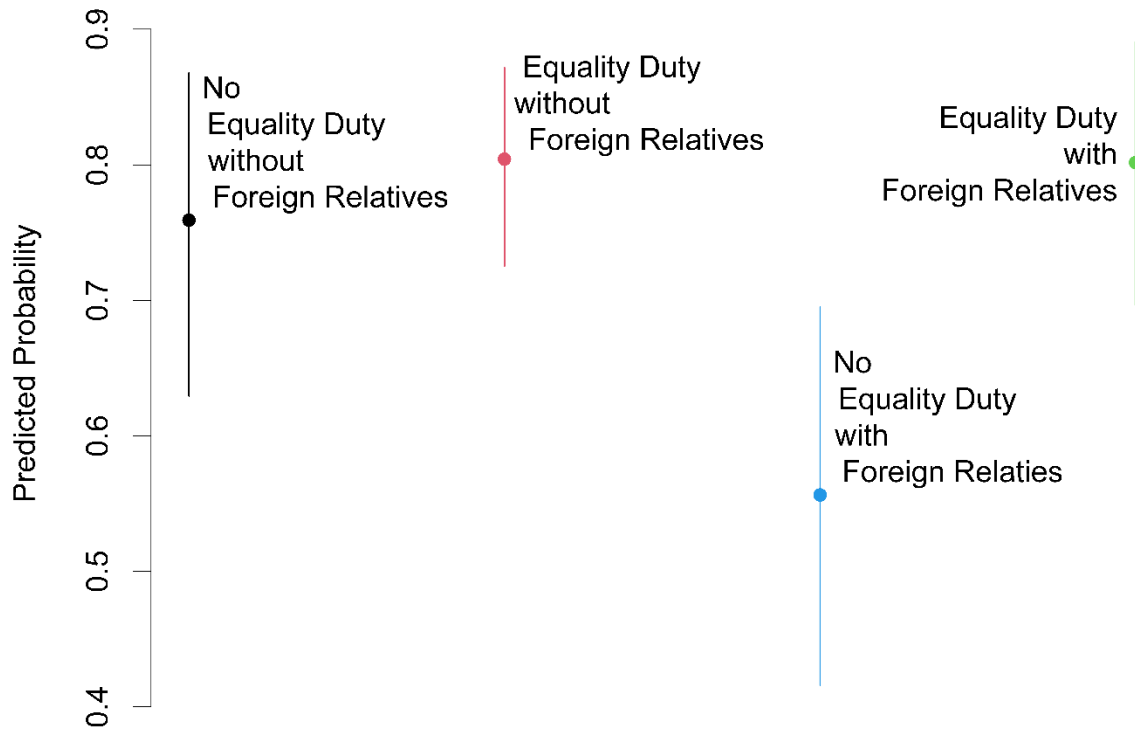
Republicans: Interaction of Equality Duty and Foreign Relatives and Diversity as a National Value



Democrats: Interaction of Equality Duty and Foreign Relatives and Diversity as a National Value

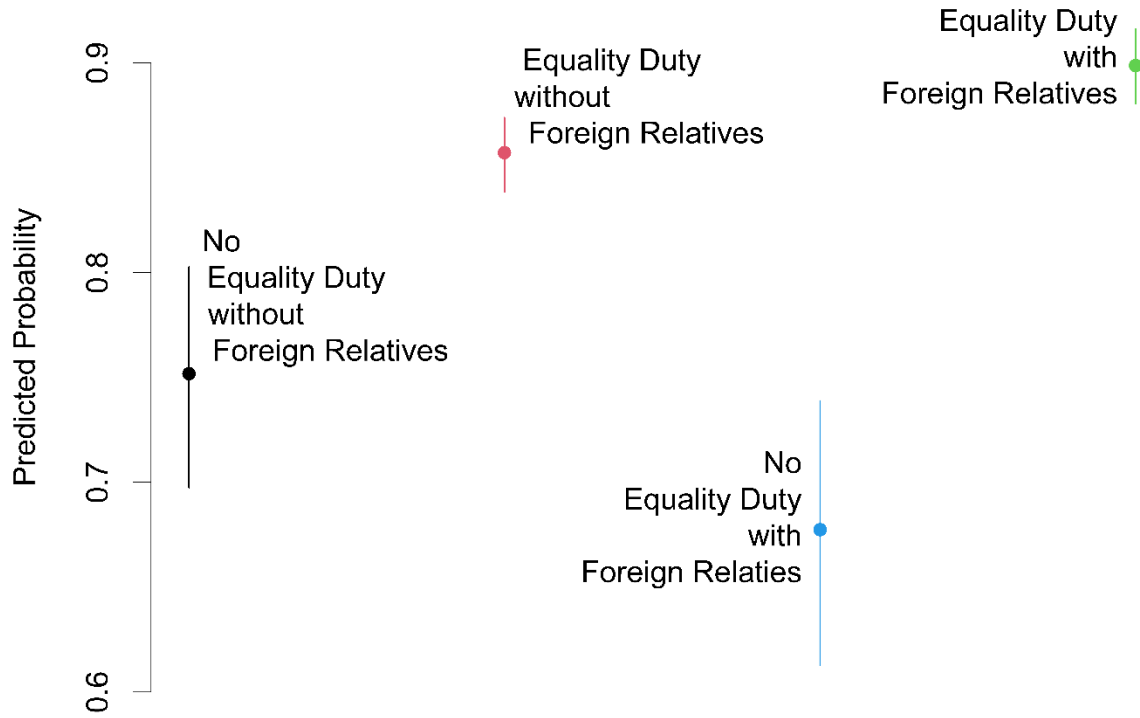


**Independents:
Interaction of Equality Duty and Foreign Relatives
and Diversity as a National Value**




Interaction of Equality Duty and Relatives outside the US on the Probability of Holding Diversity as a National Value (90% Confidence)

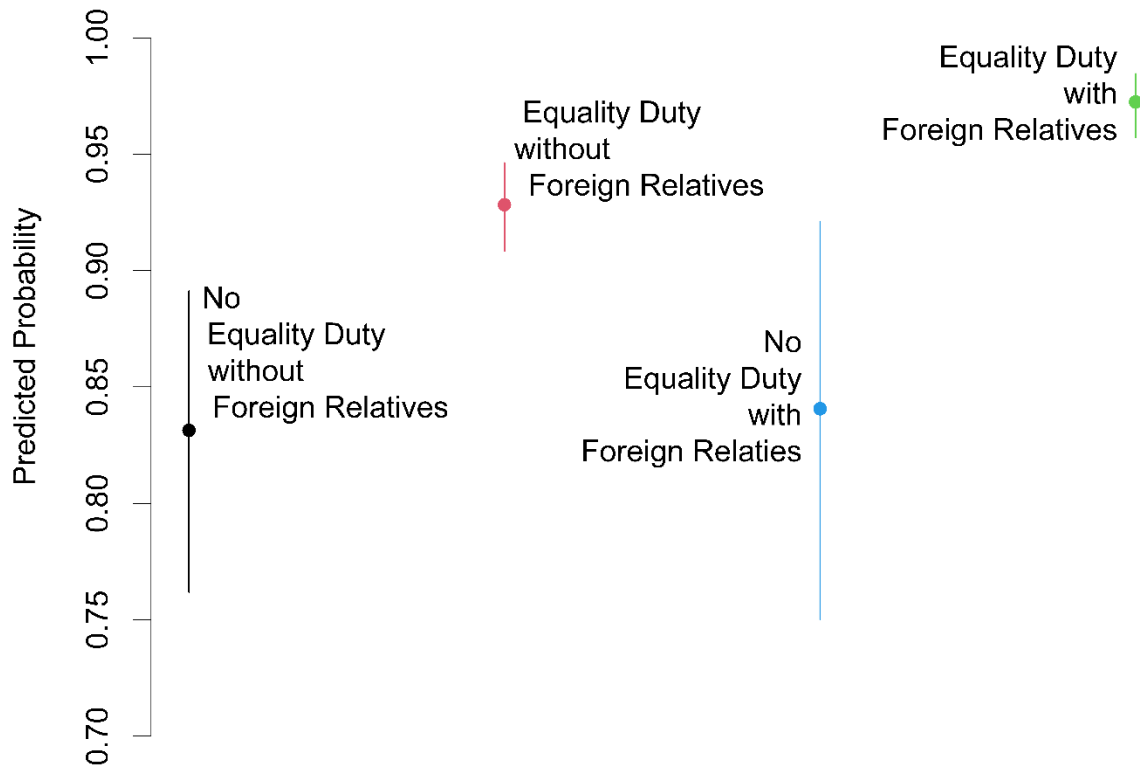
**Interaction of Equality Duty and Foreign Relatives
and Diversity as a National Value
(90% Confidence)**




**Republicans:
Interaction of Equality Duty and Foreign Relatives
and Diversity as a National Value
(90% Confidence)**



**Democrats:
Interaction of Equality Duty and Foreign Relatives
and Diversity as a National Value
(90% Confidence)**

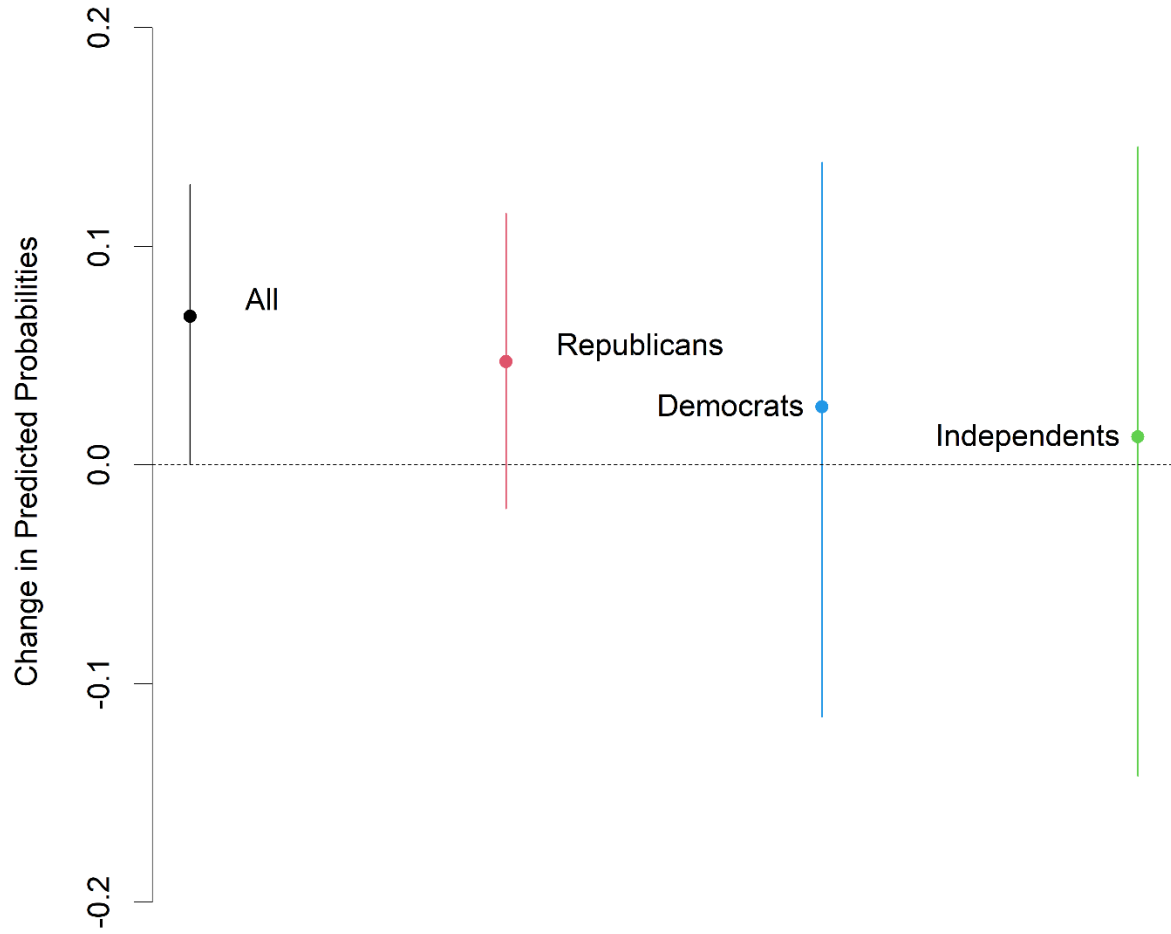


**Independents:
Interaction of Equality Duty and Foreign Relatives
and Diversity as a National Value
(90% Confidence)**

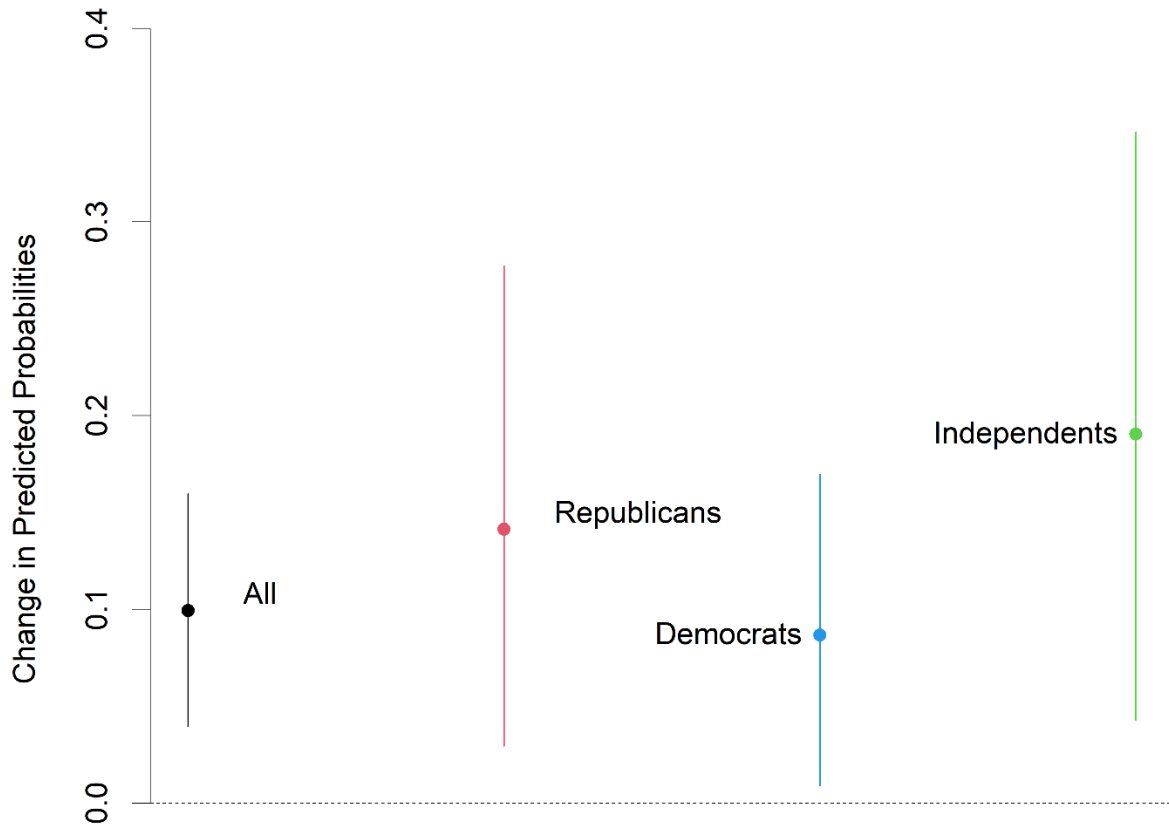


Change in Probability of Favorability towards Israel from National Values

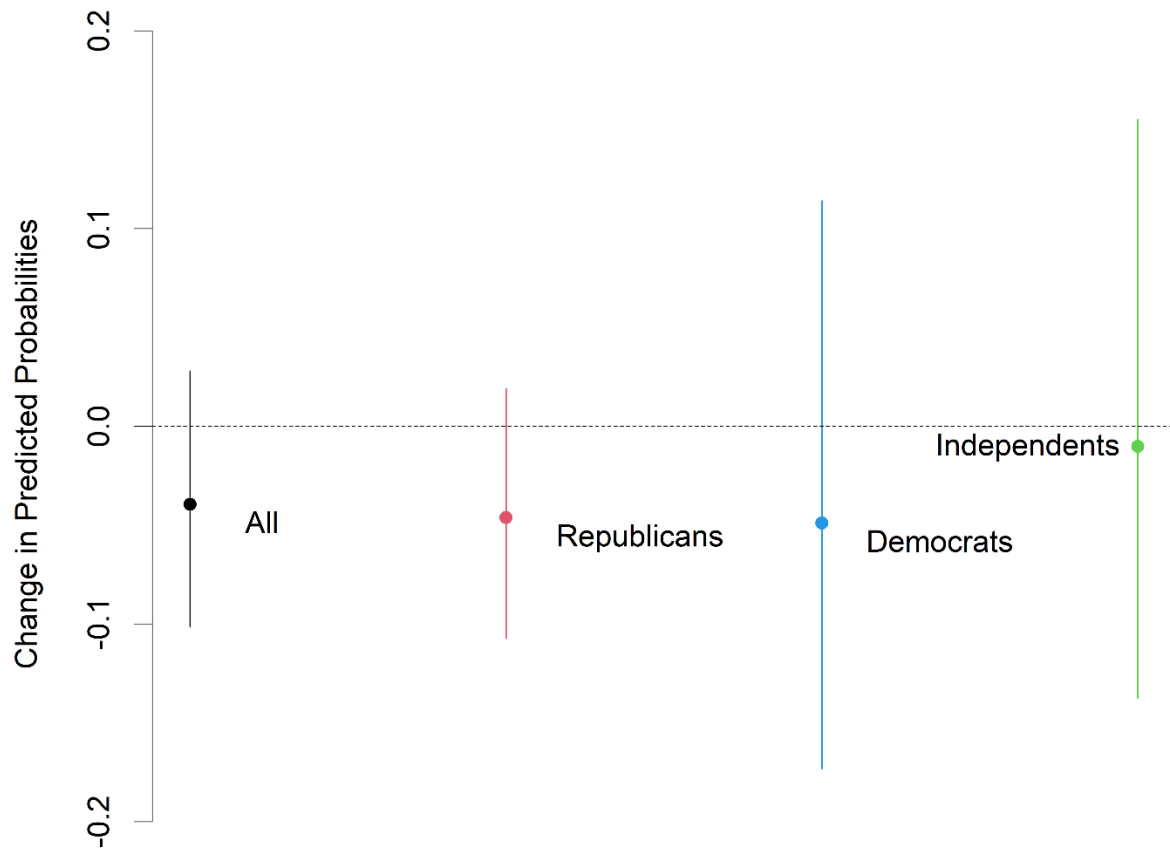
Relationship of Christian Values and Favorability towards Israel



Relationship of Defense as a National Value and Favorability towards Israel

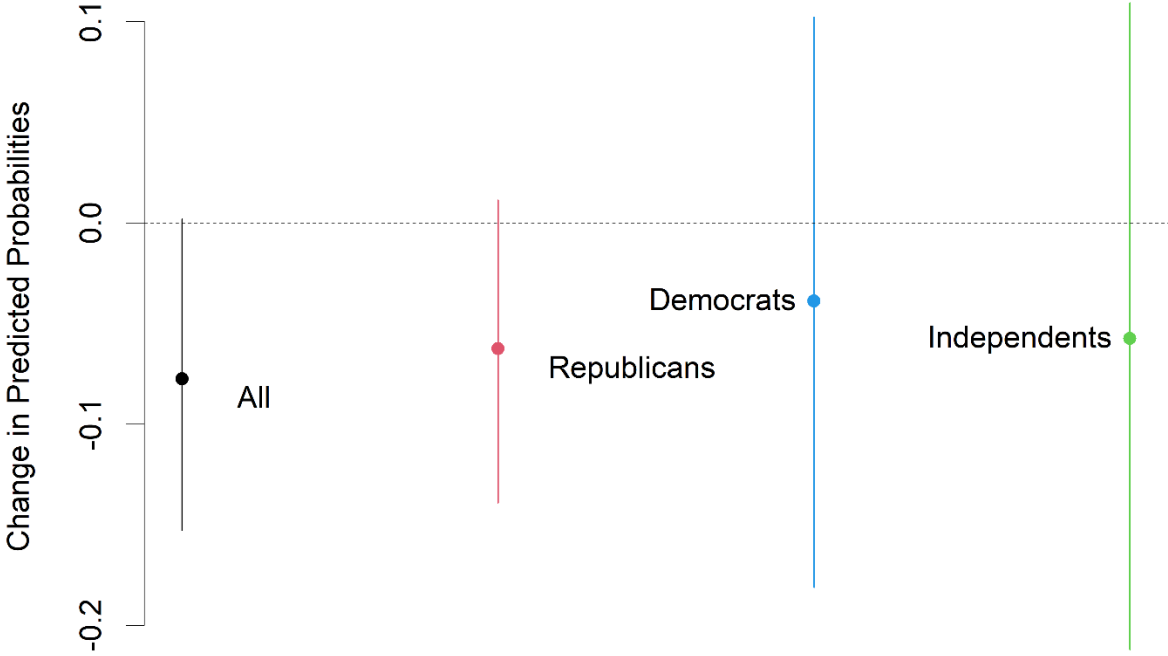


Relationship of Diversity as a National Value and Favorability towards Israel

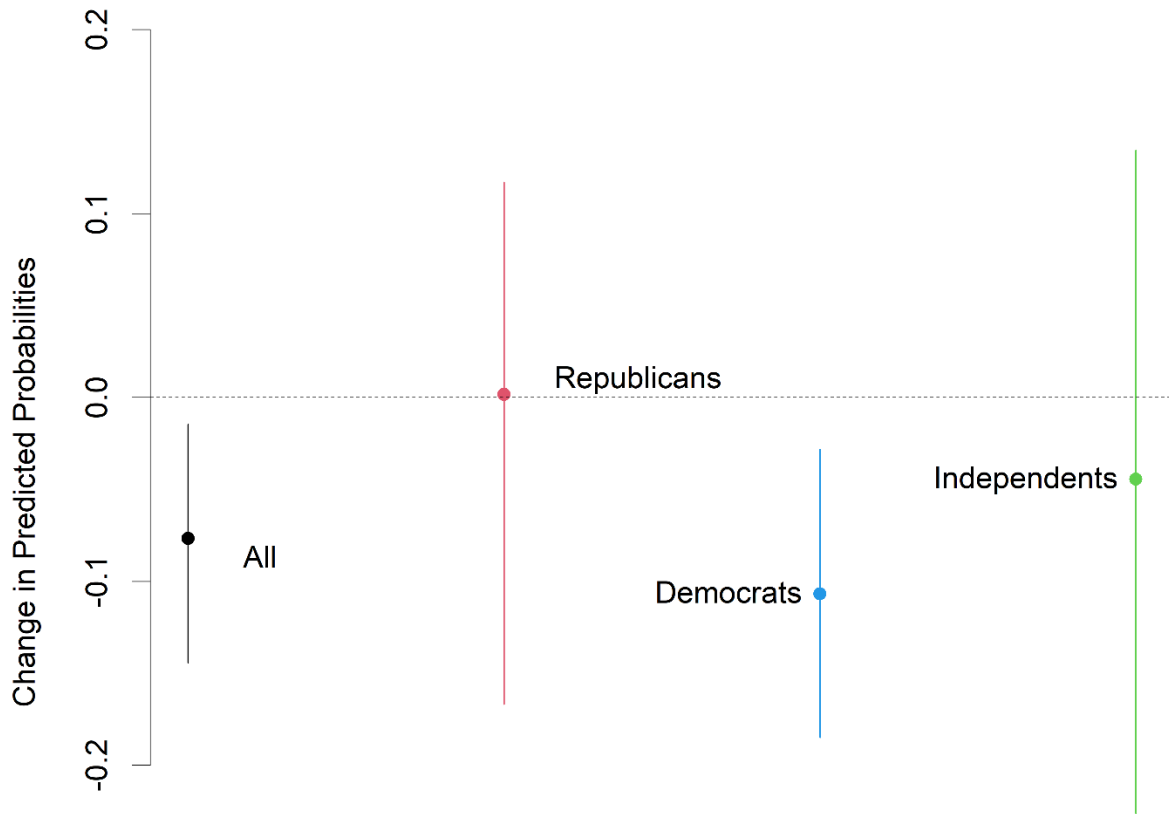


Change in Probability of Favorability towards Palestine from National Values

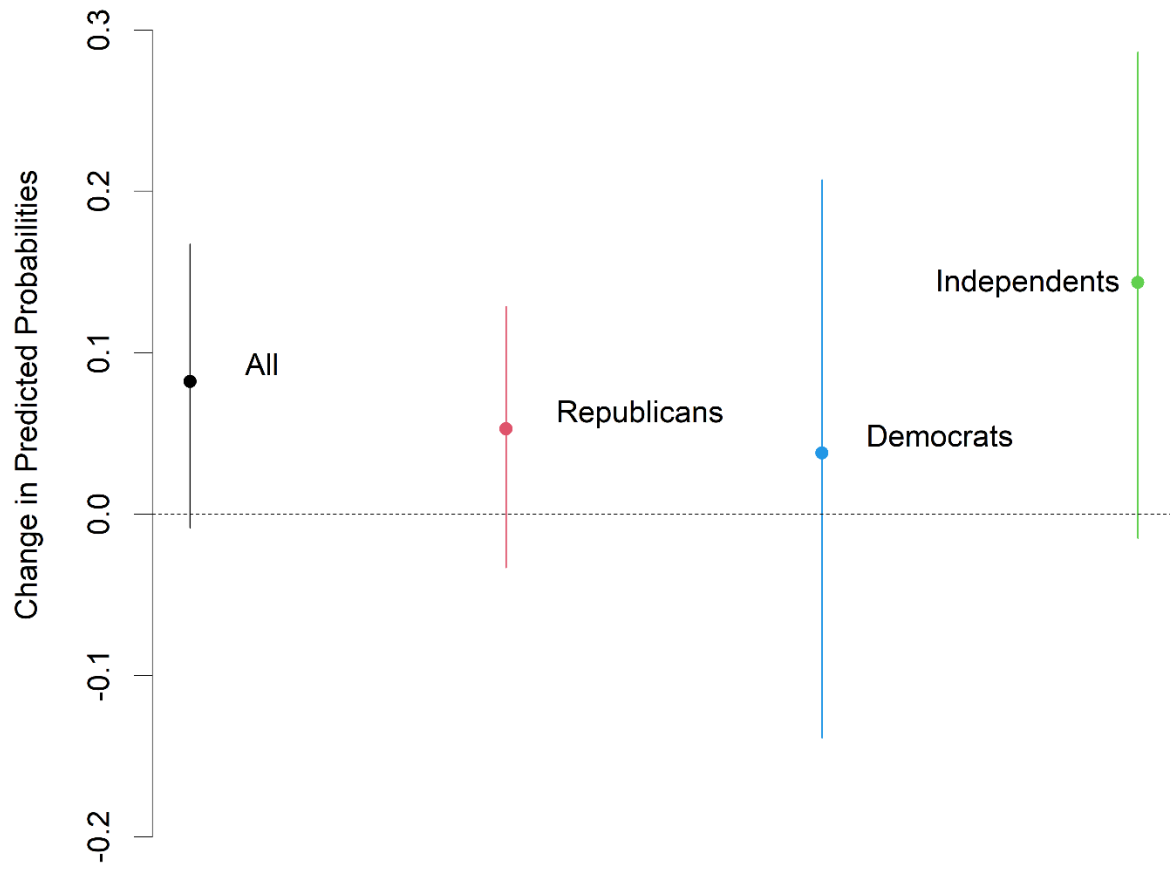
Relationship of Christian Values and Favorability towards Palestine



Relationship of Defense as a National Value and Favorability towards Palestine

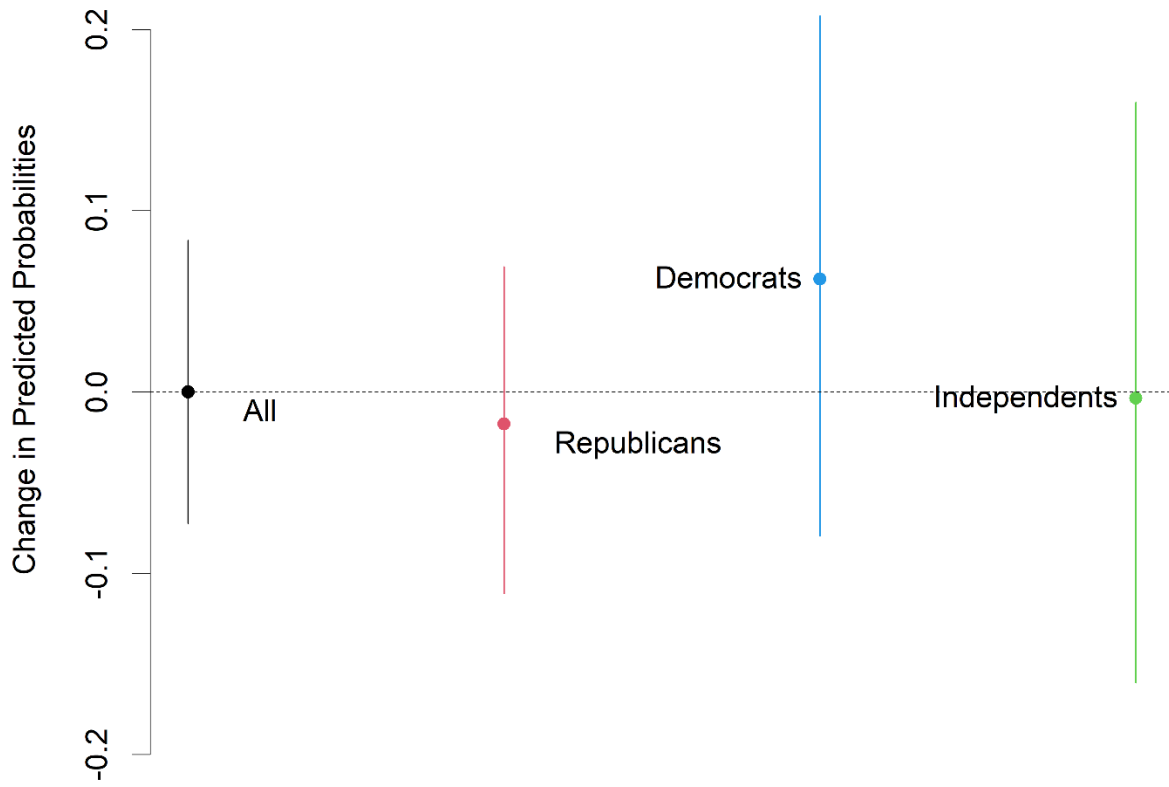


Relationship of Diversity as a National Value and Favorability towards Palestine

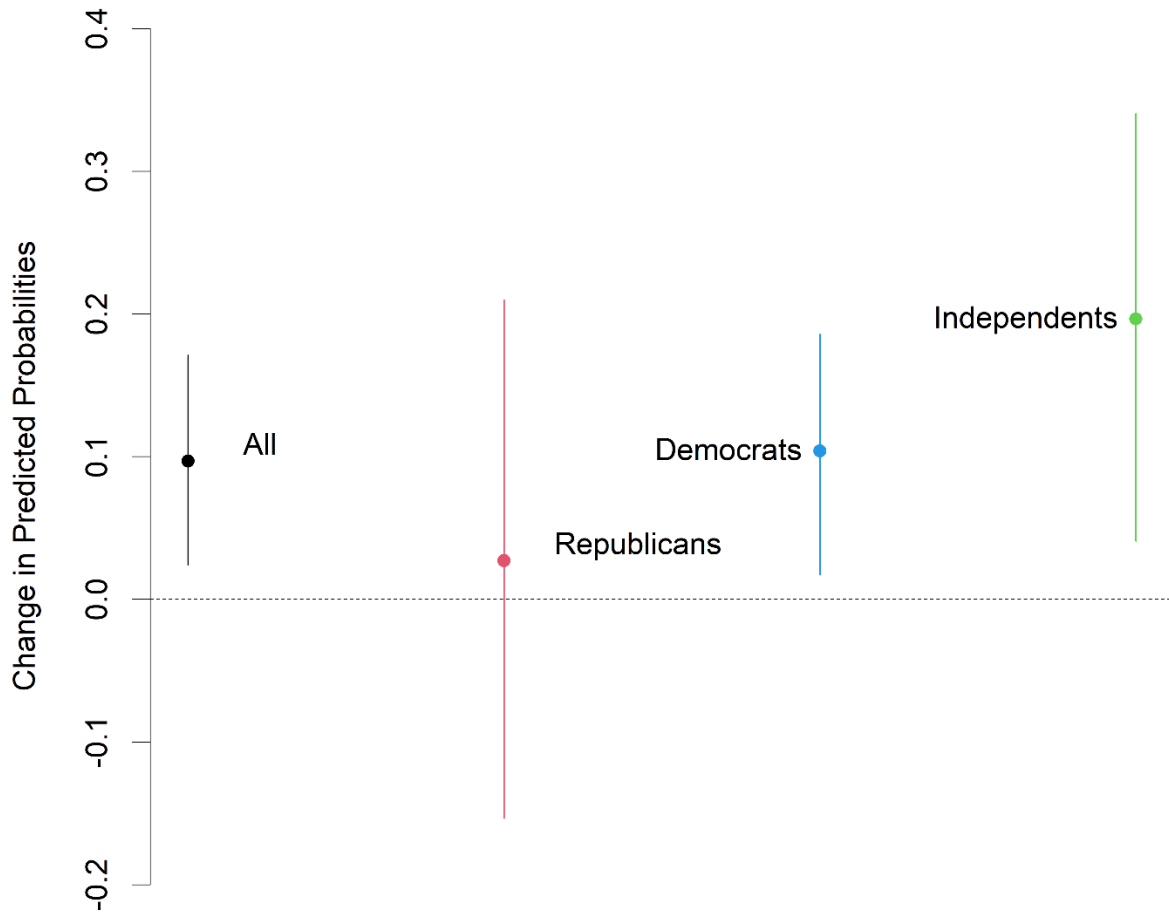


Change in Probability of Favorability towards Saudi Arabia from National Values

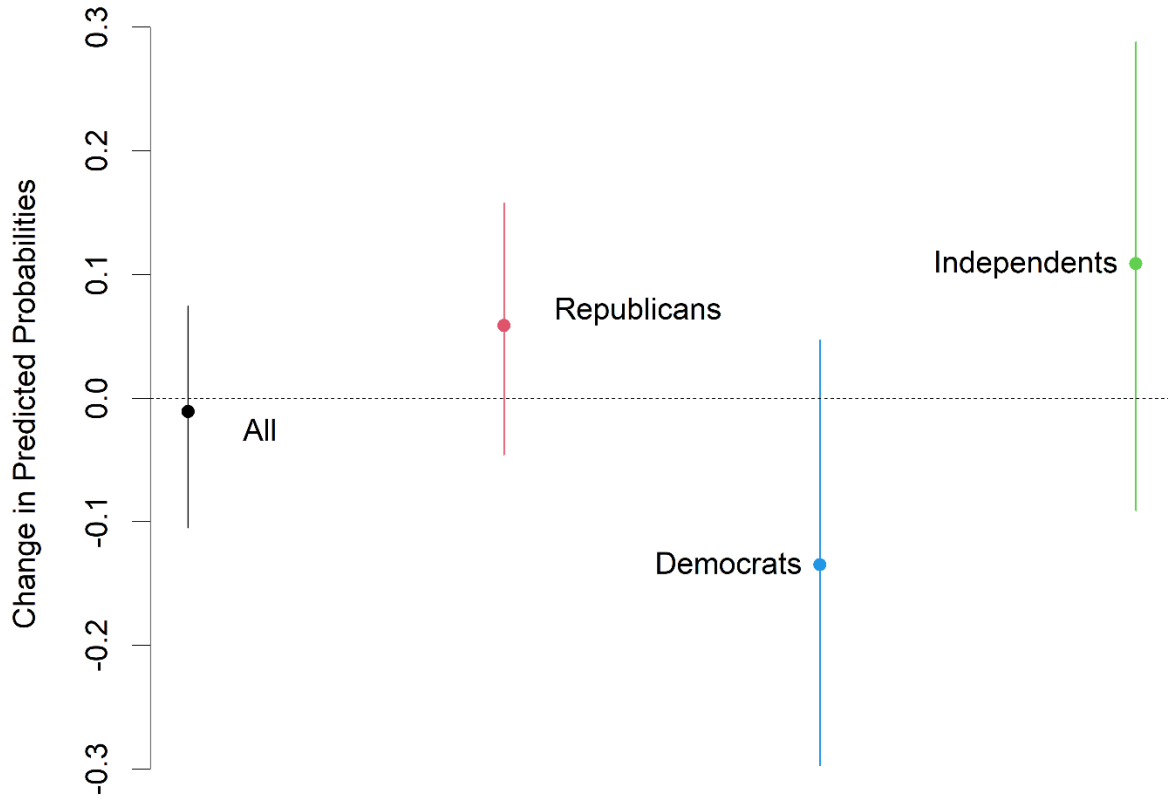
Relationship of Christian Values and Favorability towards Saudi Arabia



Relationship of Defense as a National Value and Favorability towards Saudi Arabia

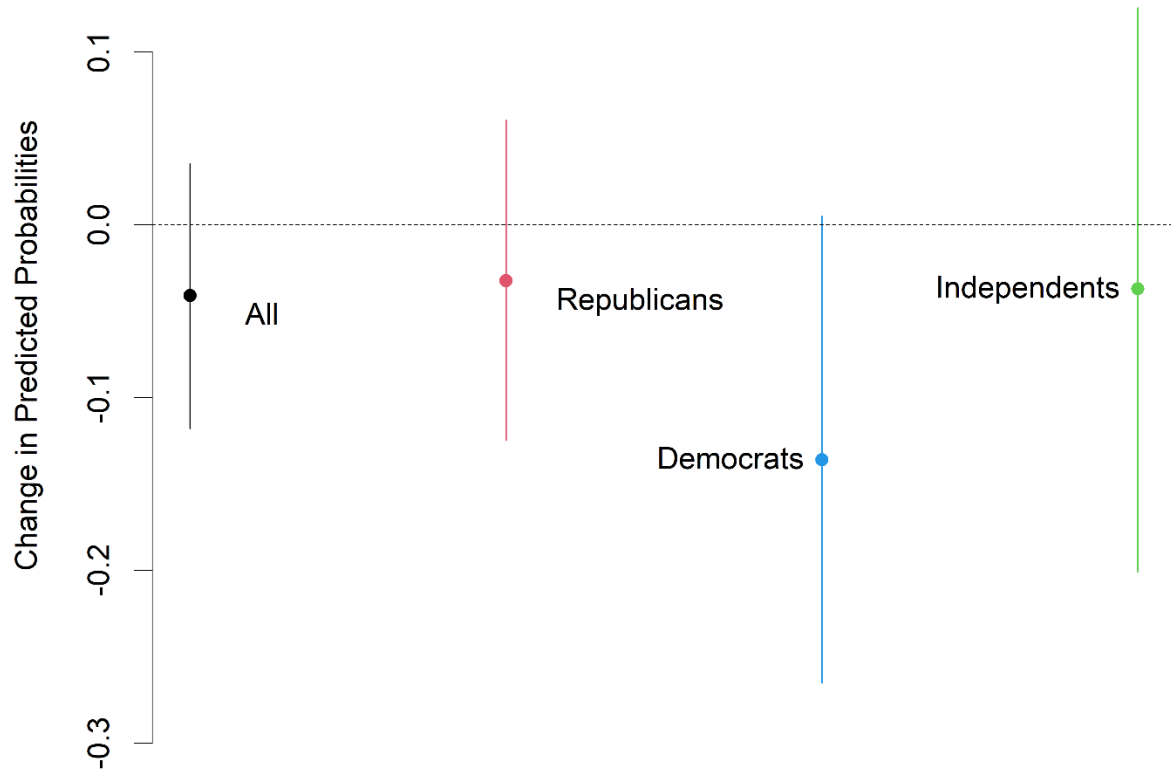


Relationship of Diversity as a National Value and Favorability towards Saudi Arabia

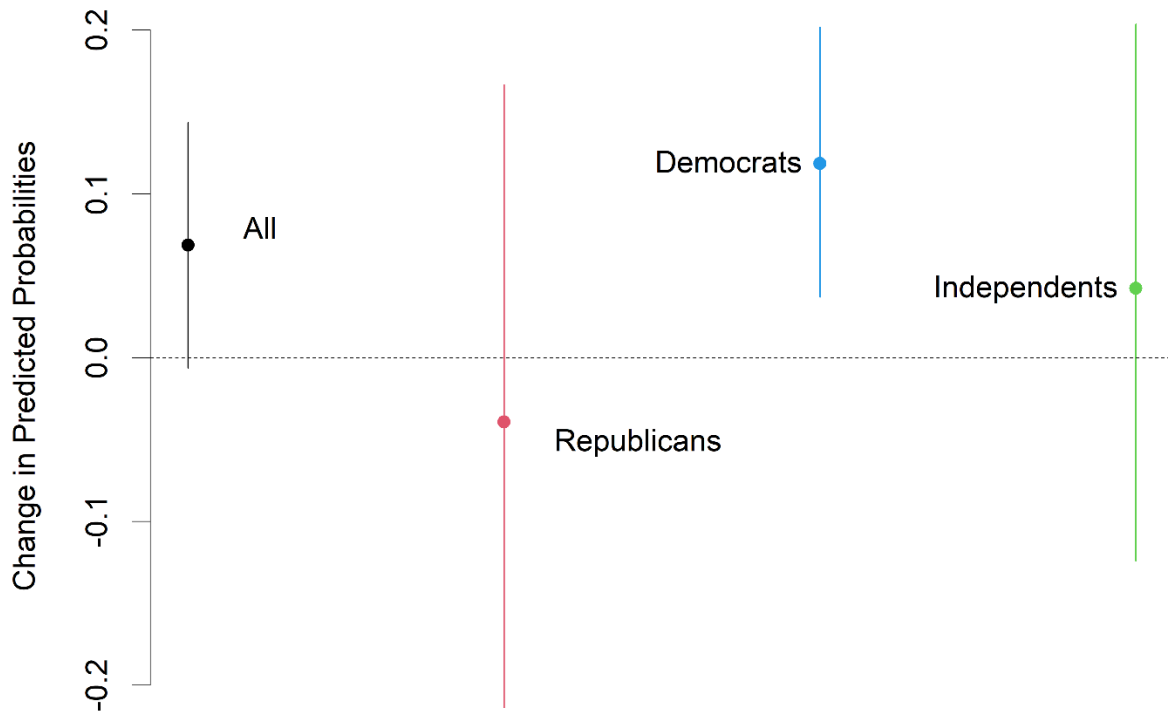


Change in Probability of Favorability towards Egypt from National Values

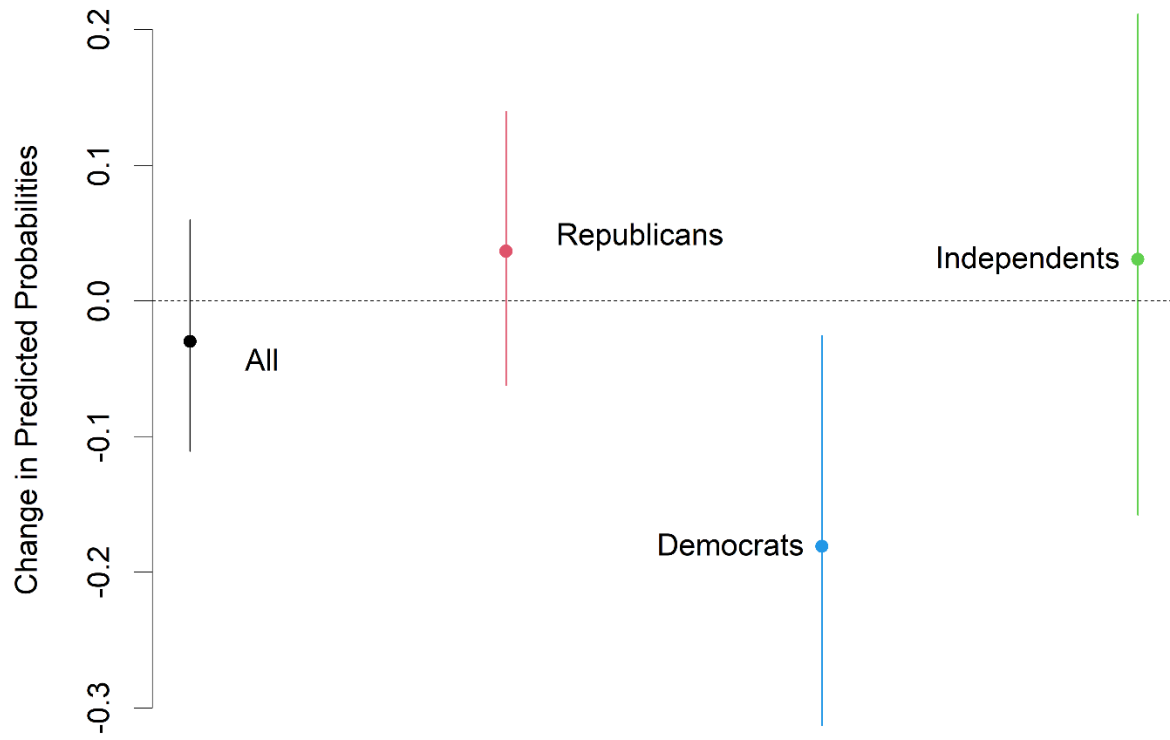
Relationship of Christian Values and Favorability towards Egypt



Relationship of Defense as a National Value and Favorability towards Egypt

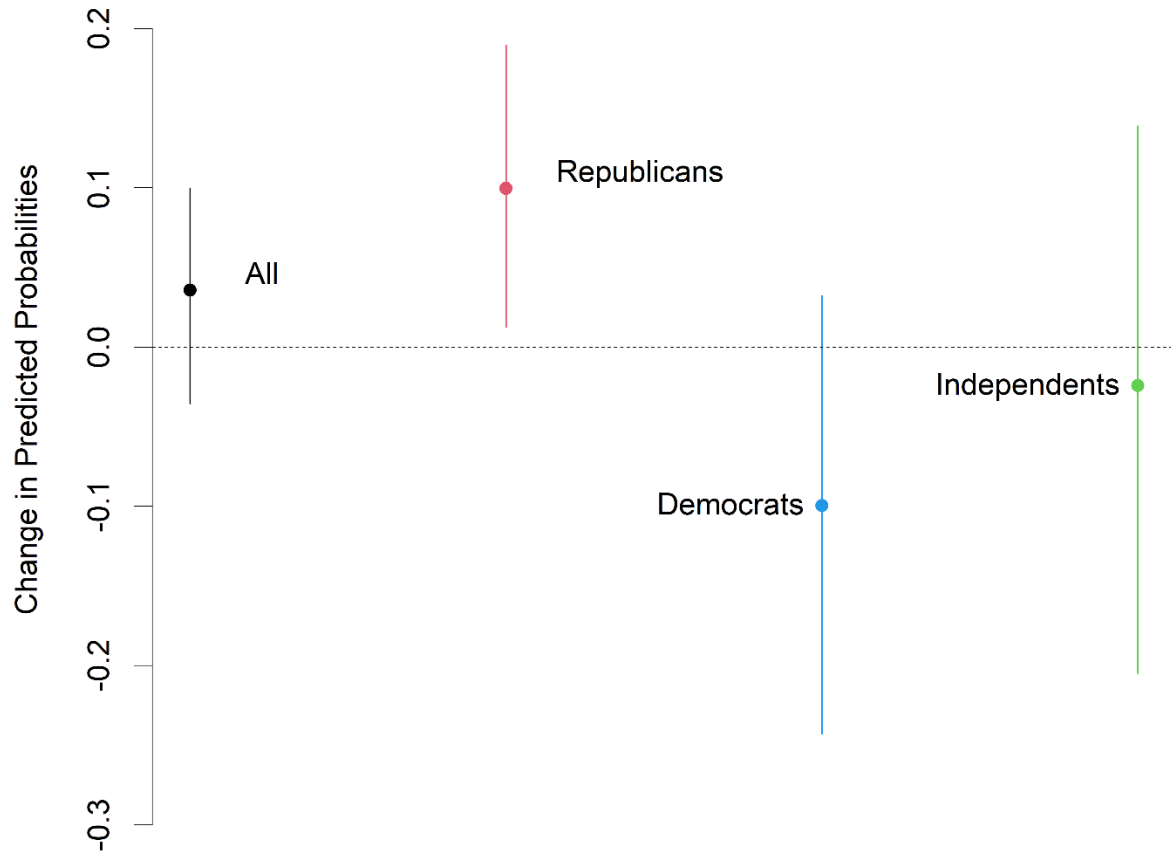


Relationship of Diversity as a National Value and Favorability towards Egypt

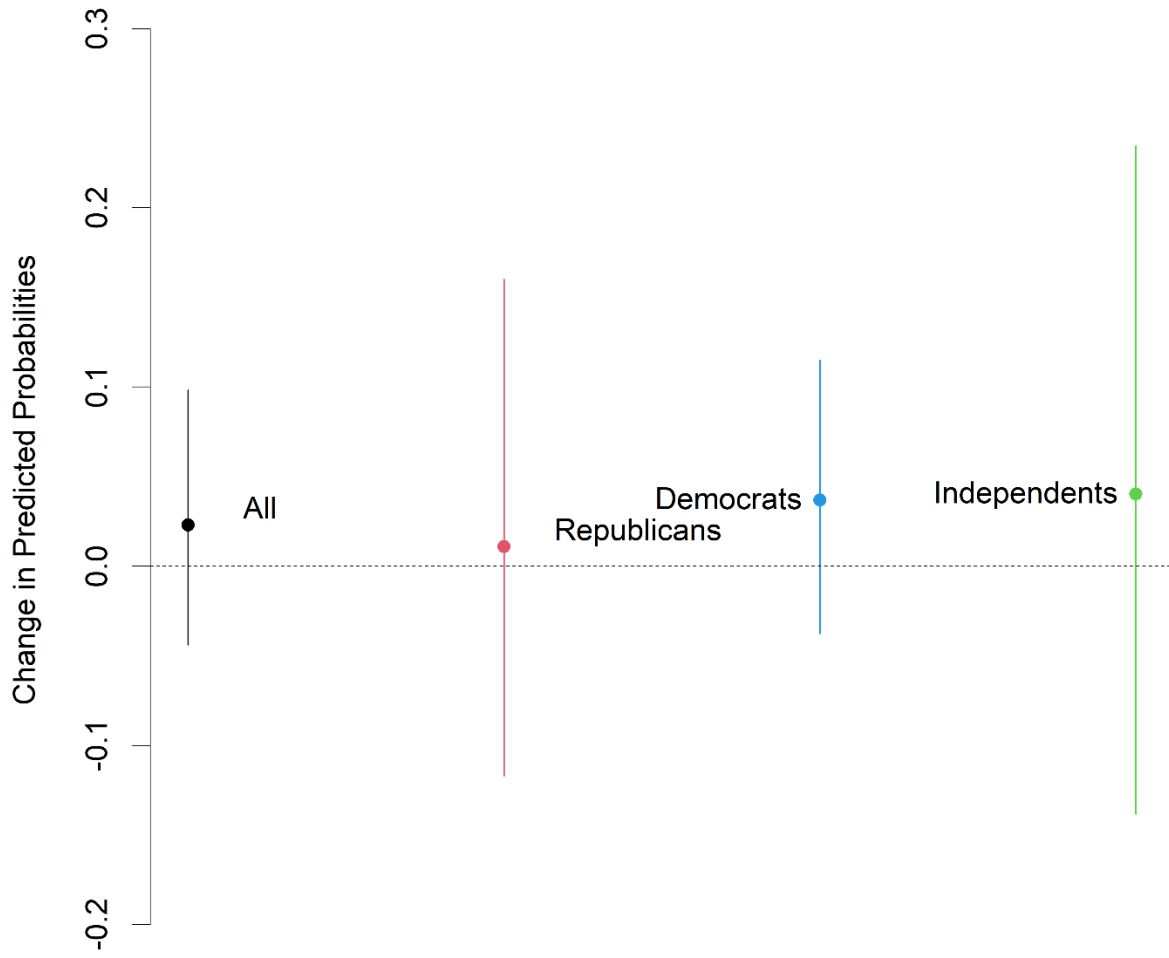


Change in Probability of Favorability towards Jordan from National Values

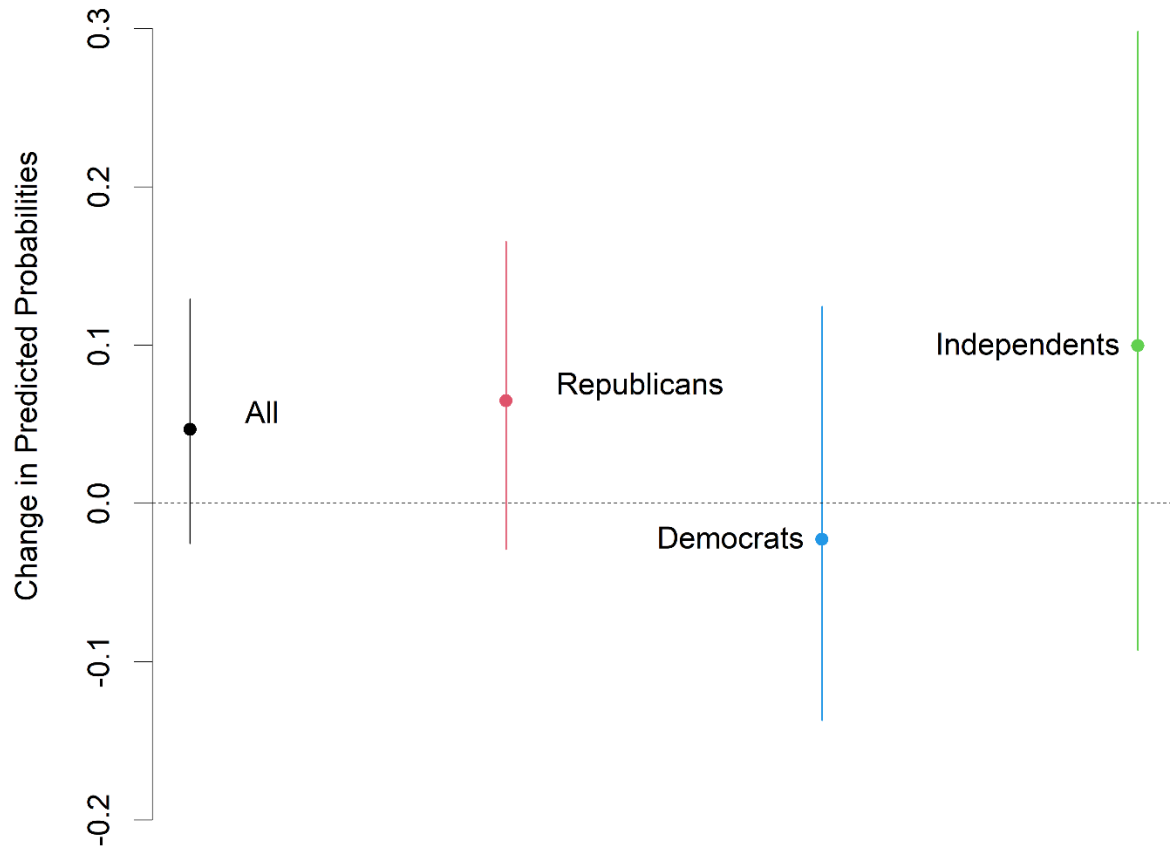
Relationship of Christian Values and Favorability towards Jordan



Relationship of Defense as a National Value and Favorability towards Jordan

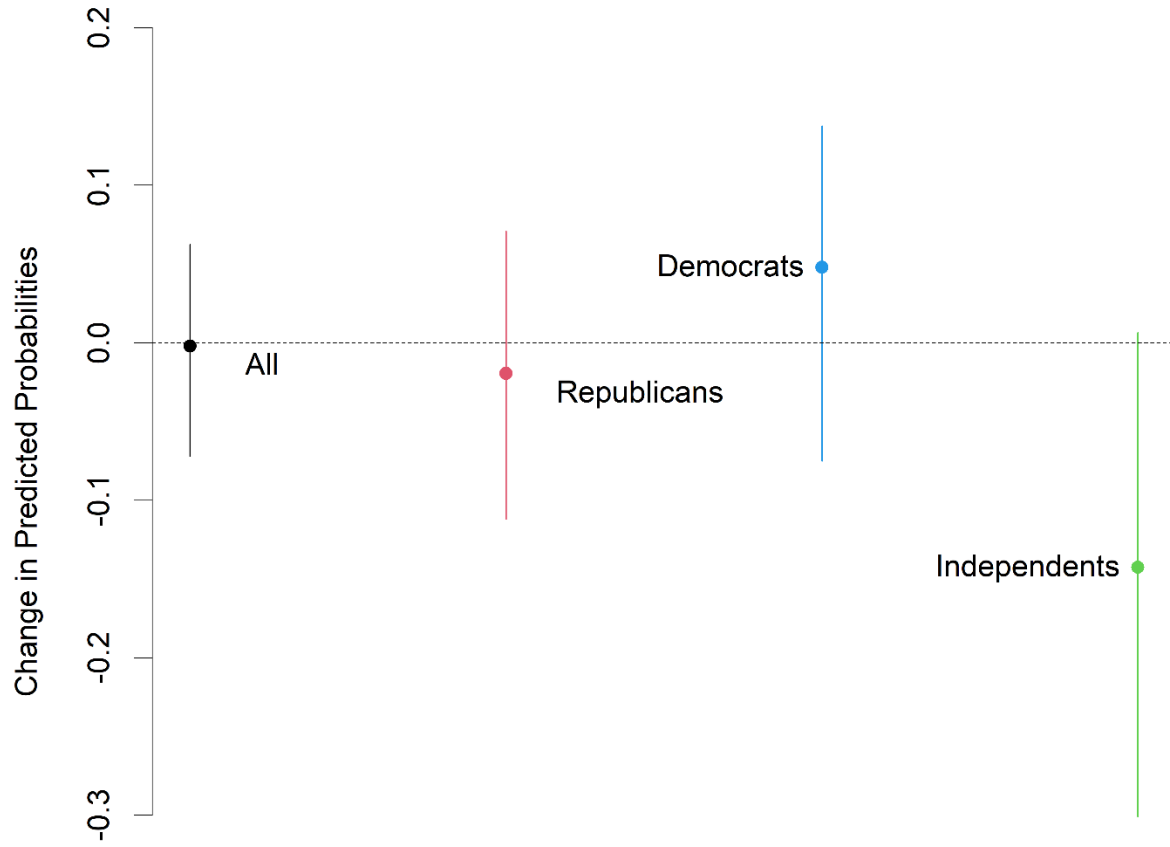


Relationship of Diversity as a National Value and Favorability towards Jordan

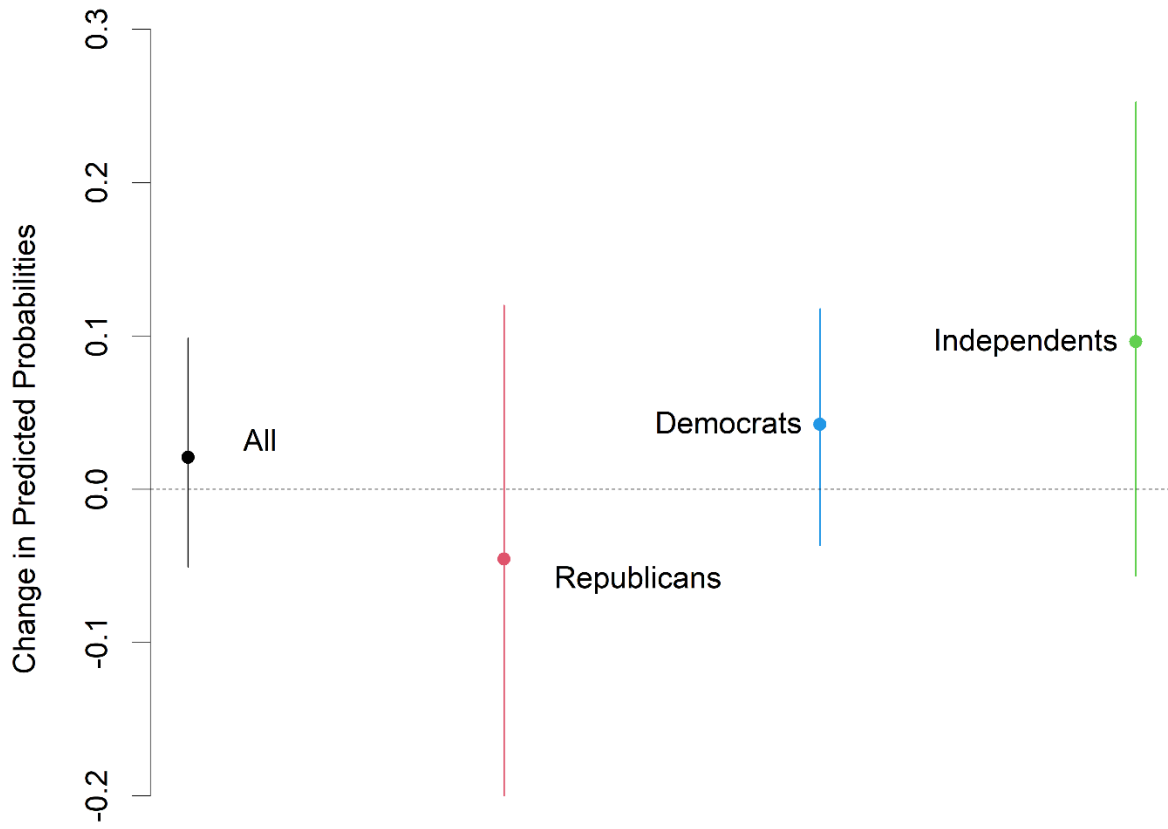


Change in Probability of Favorability towards Morocco from National Values

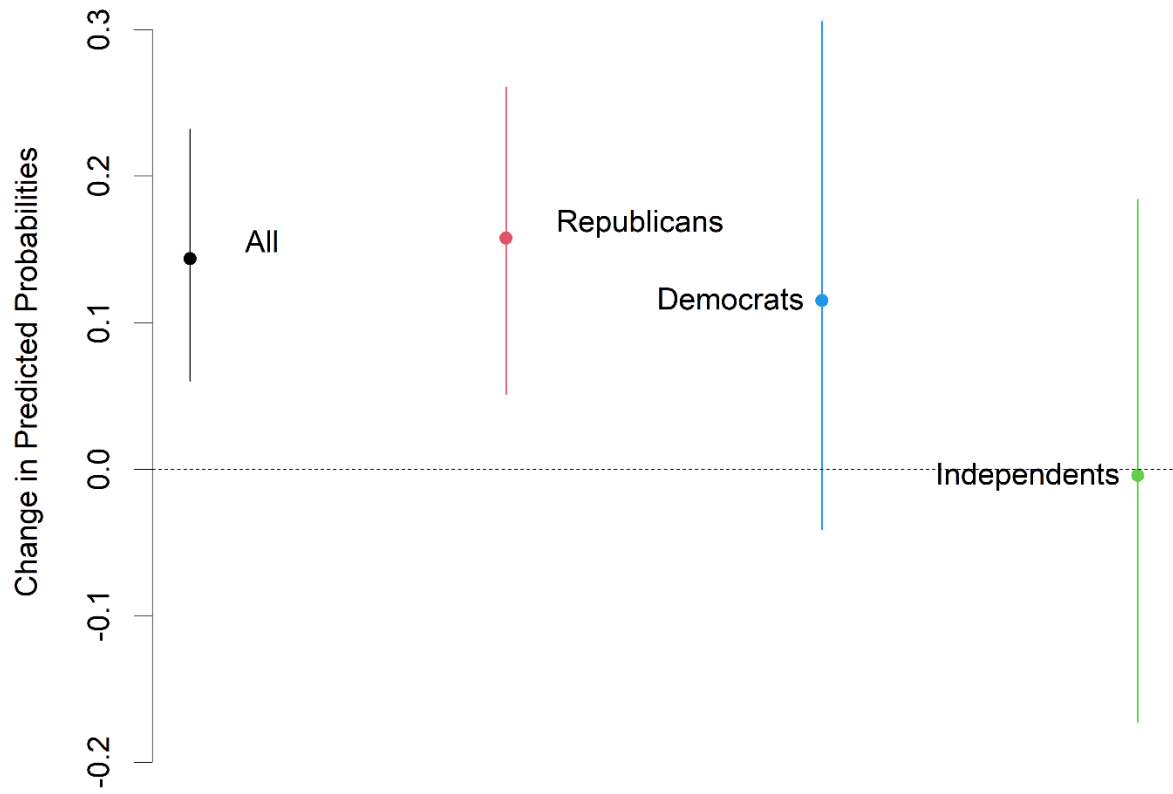
Relationship of Christian Values and Favorability towards Morocco



Relationship of Defense as a National Value and Favorability towards Morocco




Relationship of Diversity as a National Value and Favorability towards Morocco

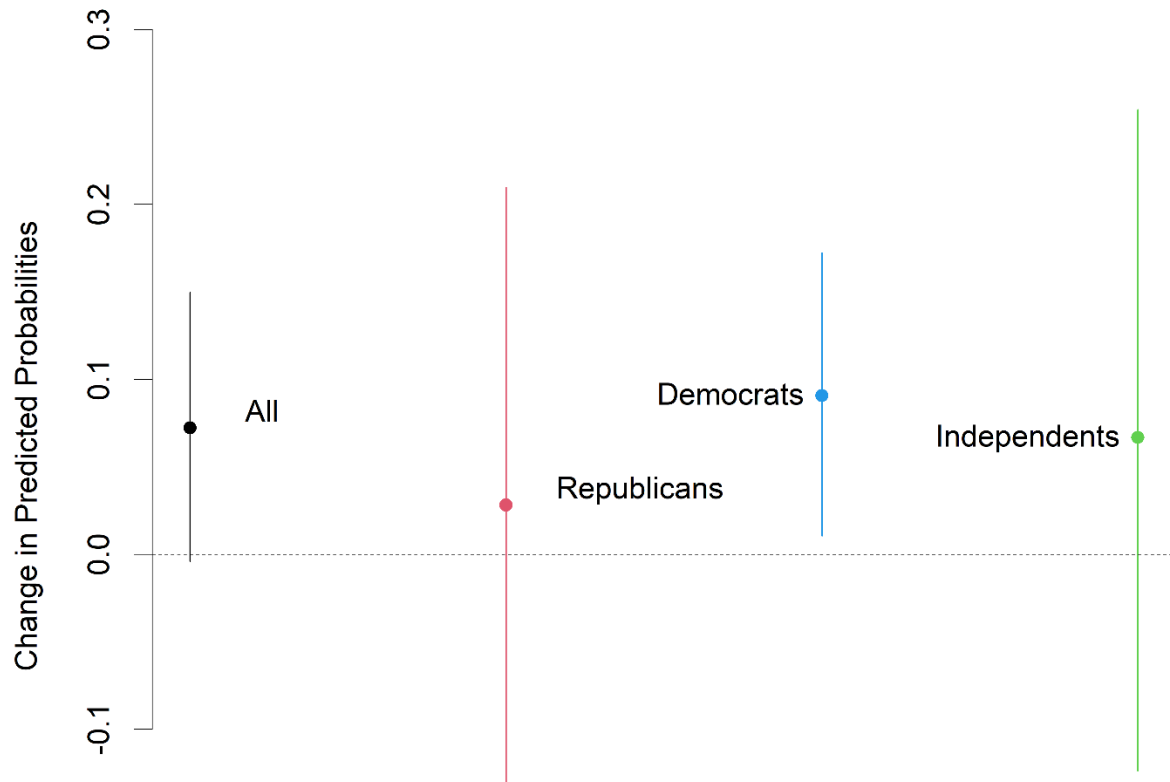


Change in Probability of Favorability towards the United Arab Emirates from National Values

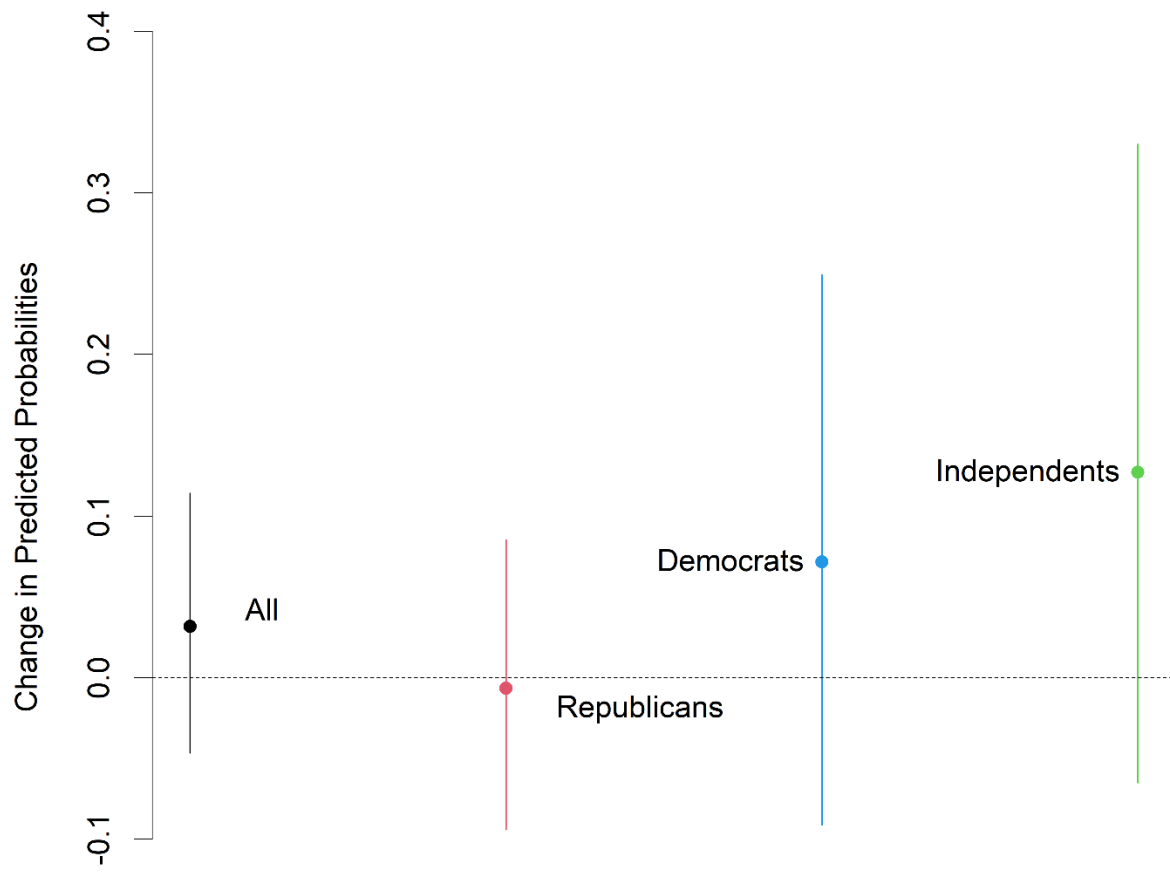
Relationship of Christian Values and Favorability towards UAE



Relationship of Defense as a National Value and Favorability towards UAE

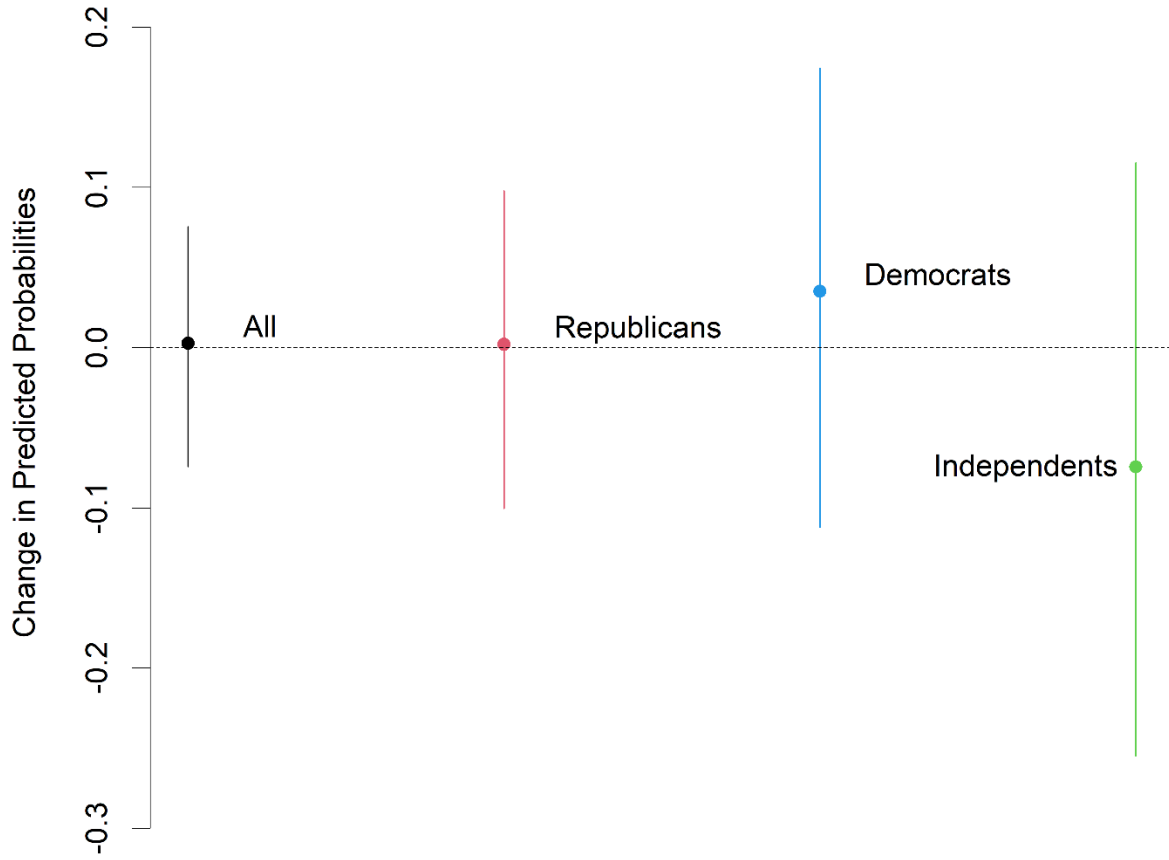


Relationship of Diversity as a National Value and Favorability towards UAE

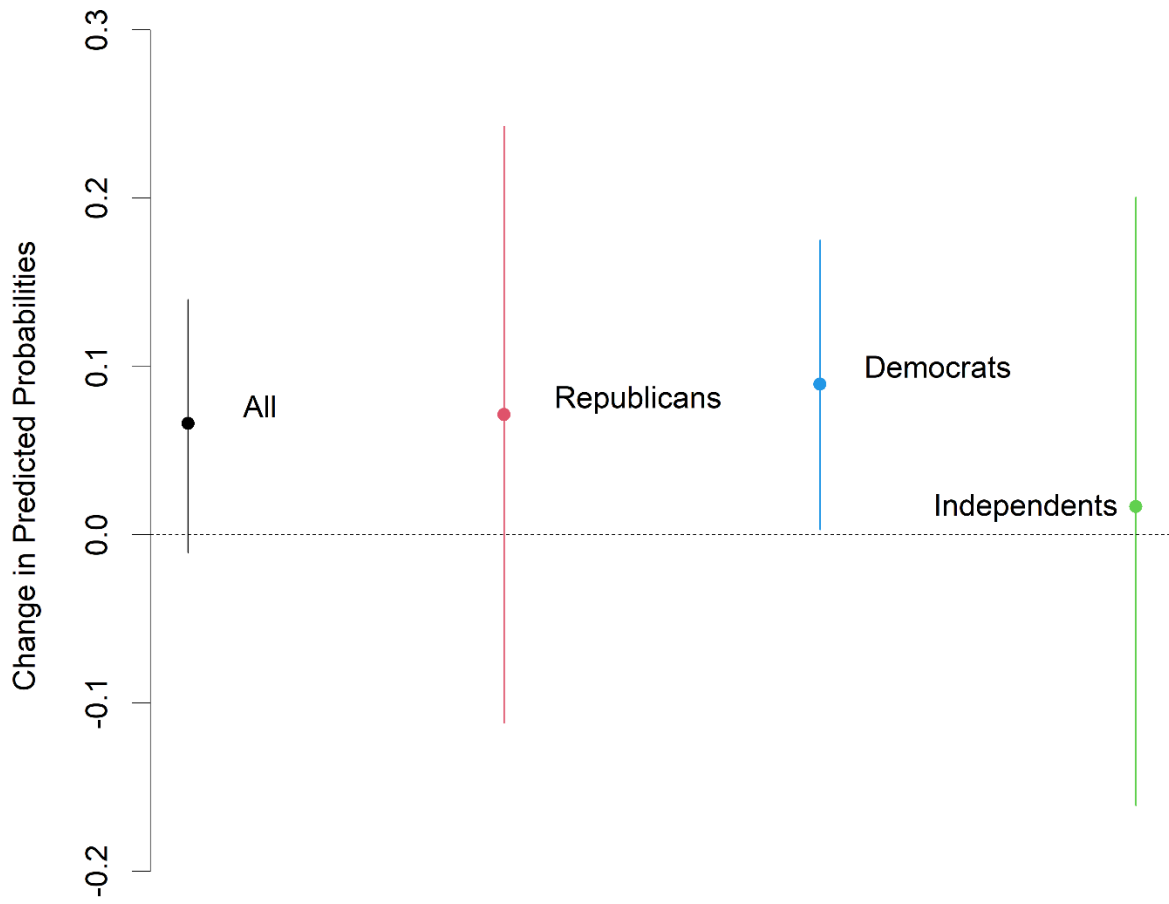


Change in Probability of Favorability towards Qatar from National Values

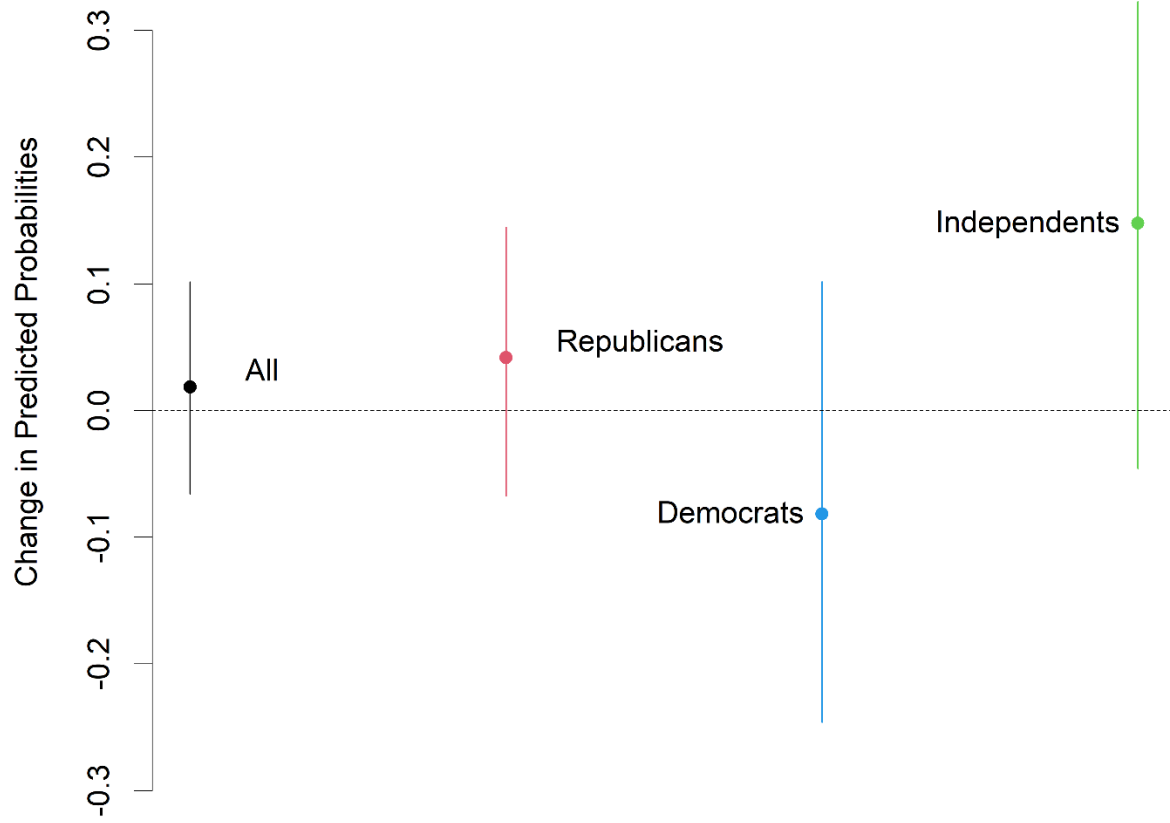
Relationship of Christian Values and Favorability towards Qatar



Relationship of Defense as a National Value and Favorability towards Qatar

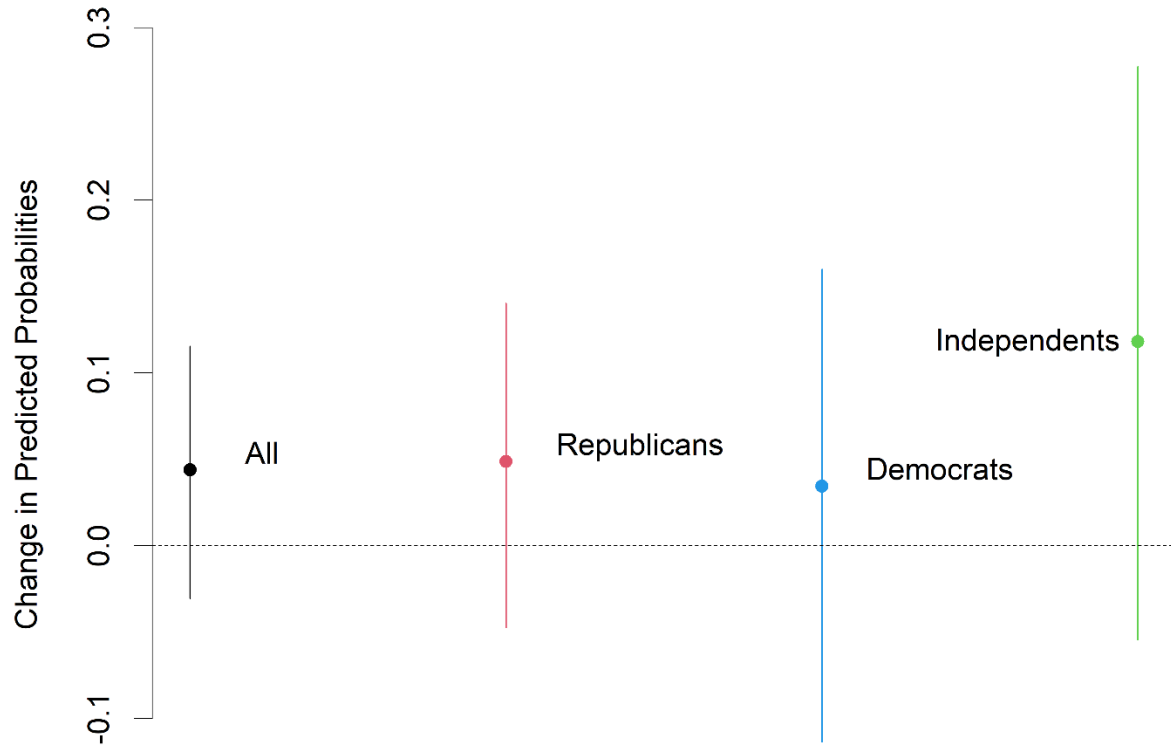


Relationship of Diversity as a National Value and Favorability towards Qatar

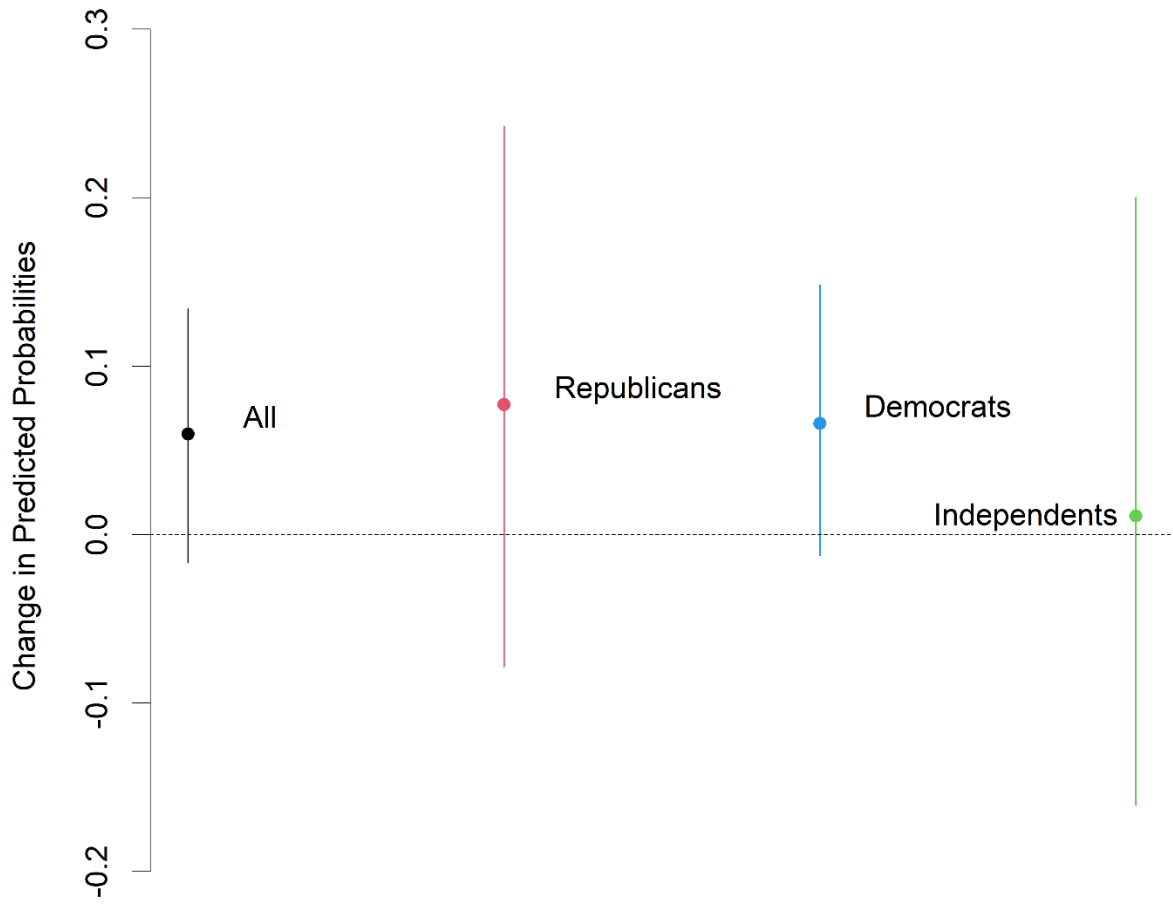


Change in Probability of Favorability towards Kuwait from National Values

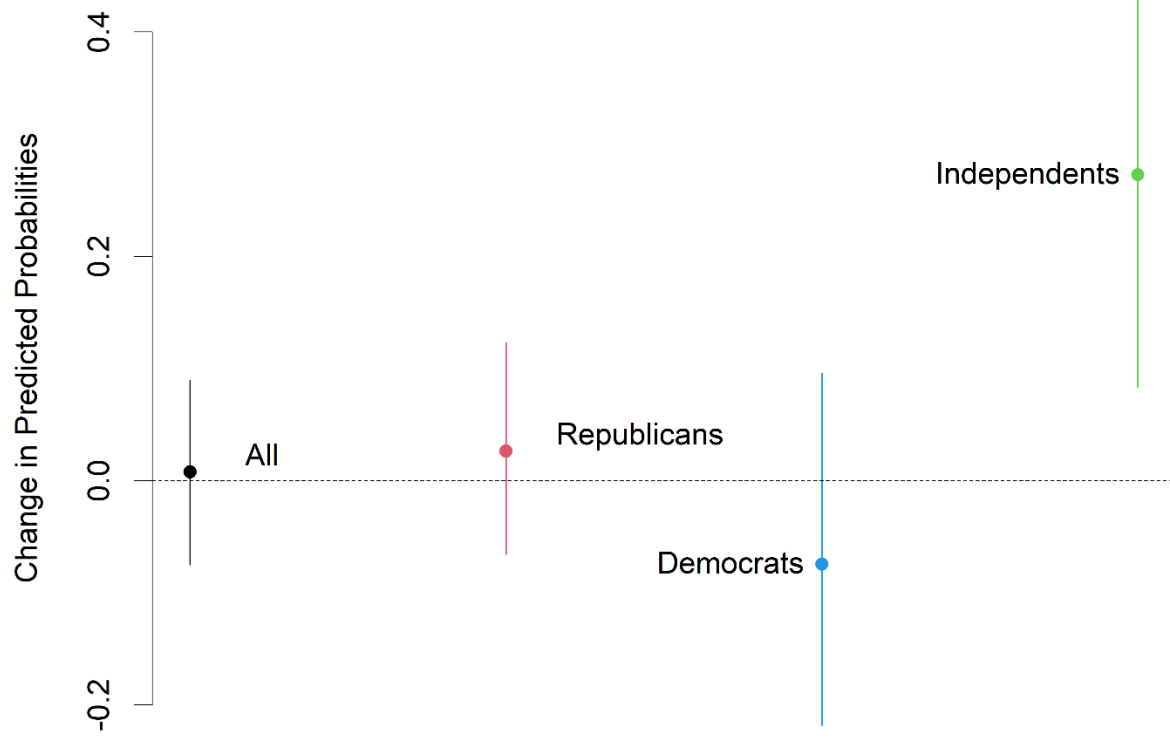
Relationship of Christian Values and Favorability towards Kuwait



Relationship of Defense as a National Value and Favorability towards Kuwait

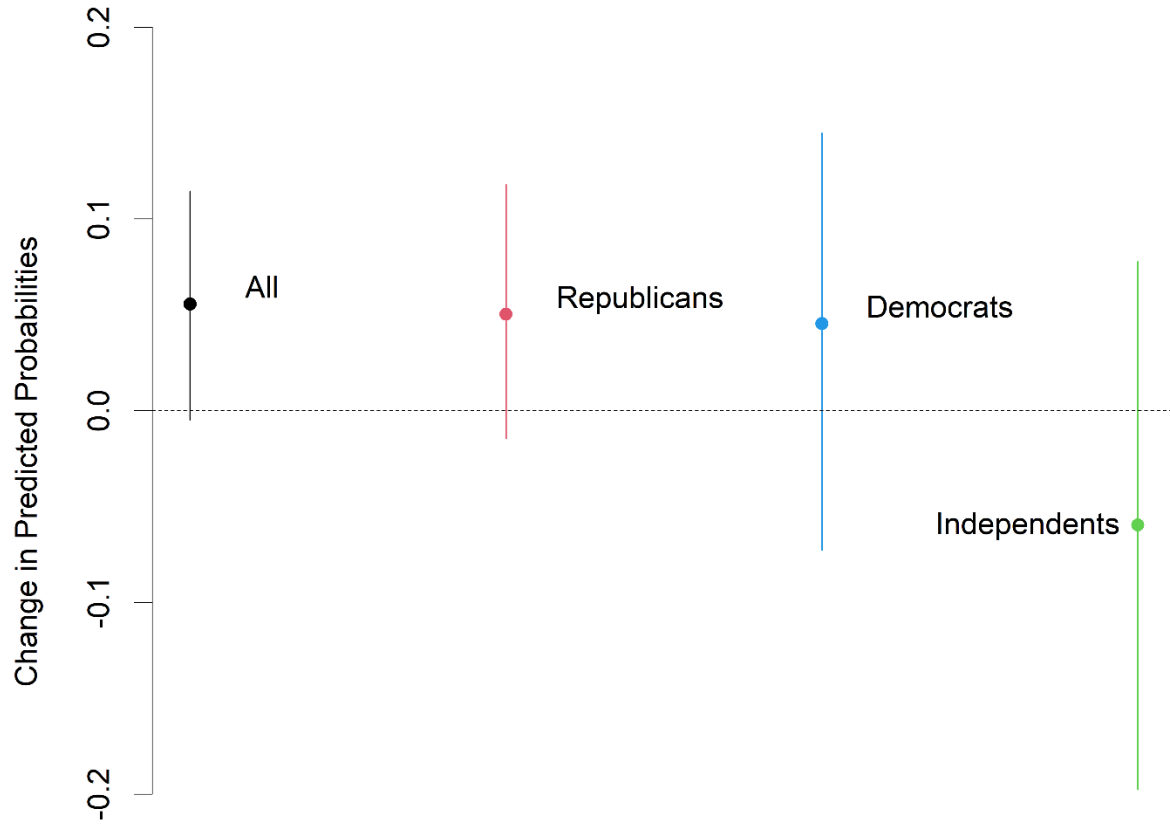


Relationship of Diversity as a National Value and Favorability towards Kuwait

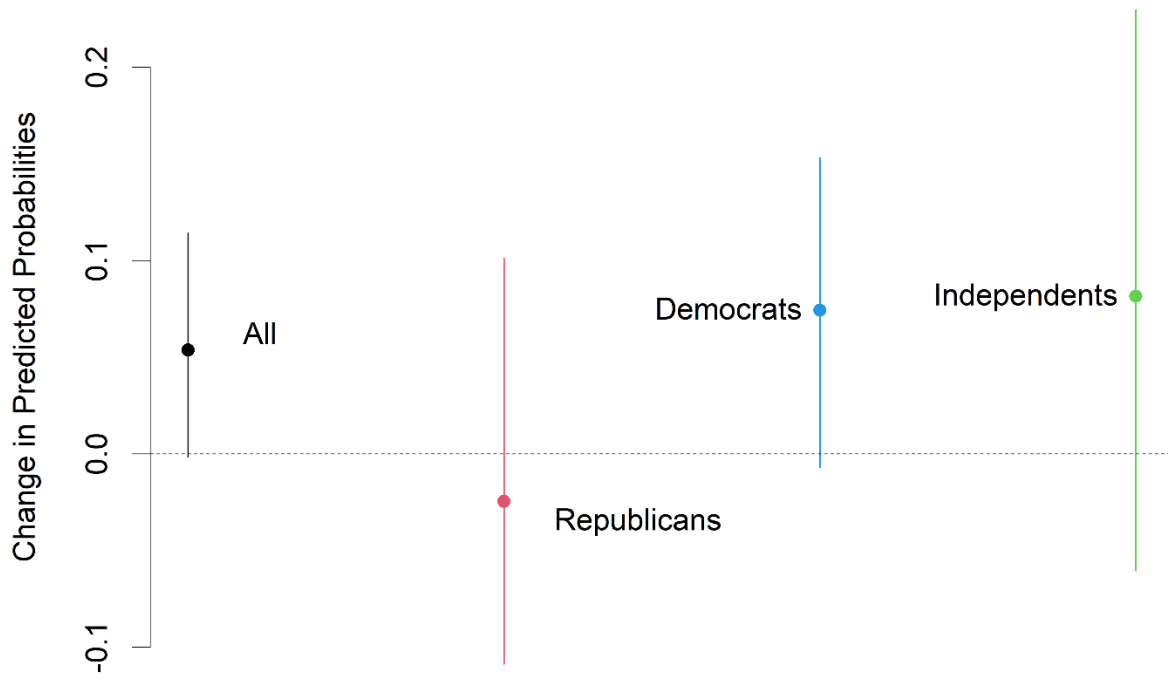


Change in Probability of Sympathy for Israeli Jews from National Values

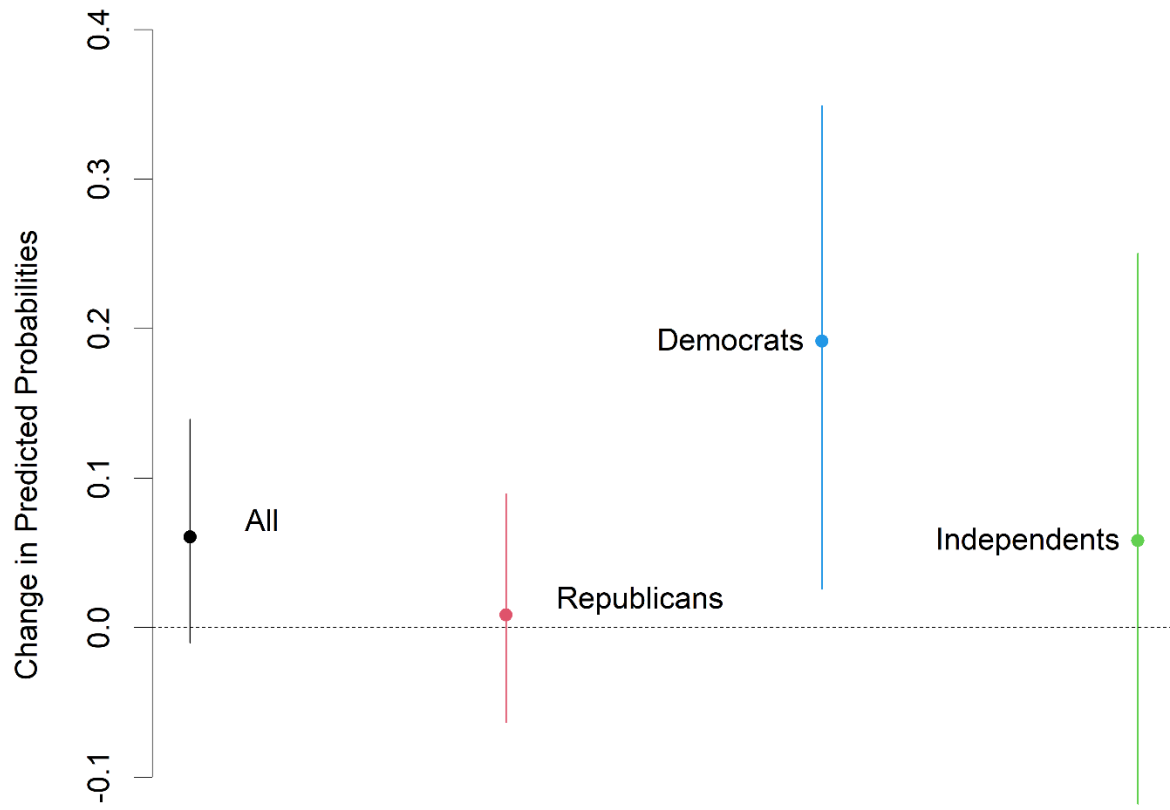
Relationship of Christian Values and Sympathy towards Jews



Relationship of Defense as a National Value and Sympathy towards Jews

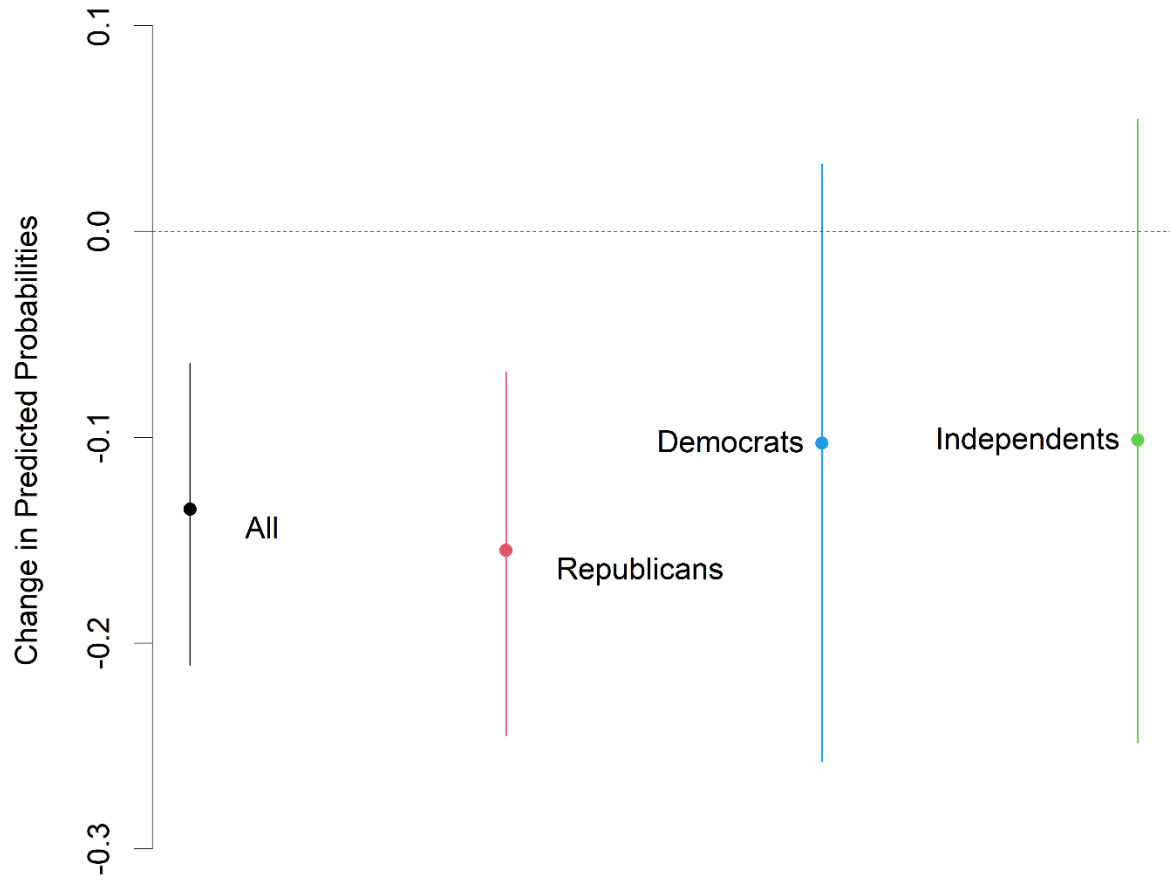


Relationship of Diversity as a National Value and Sympathy towards Jews

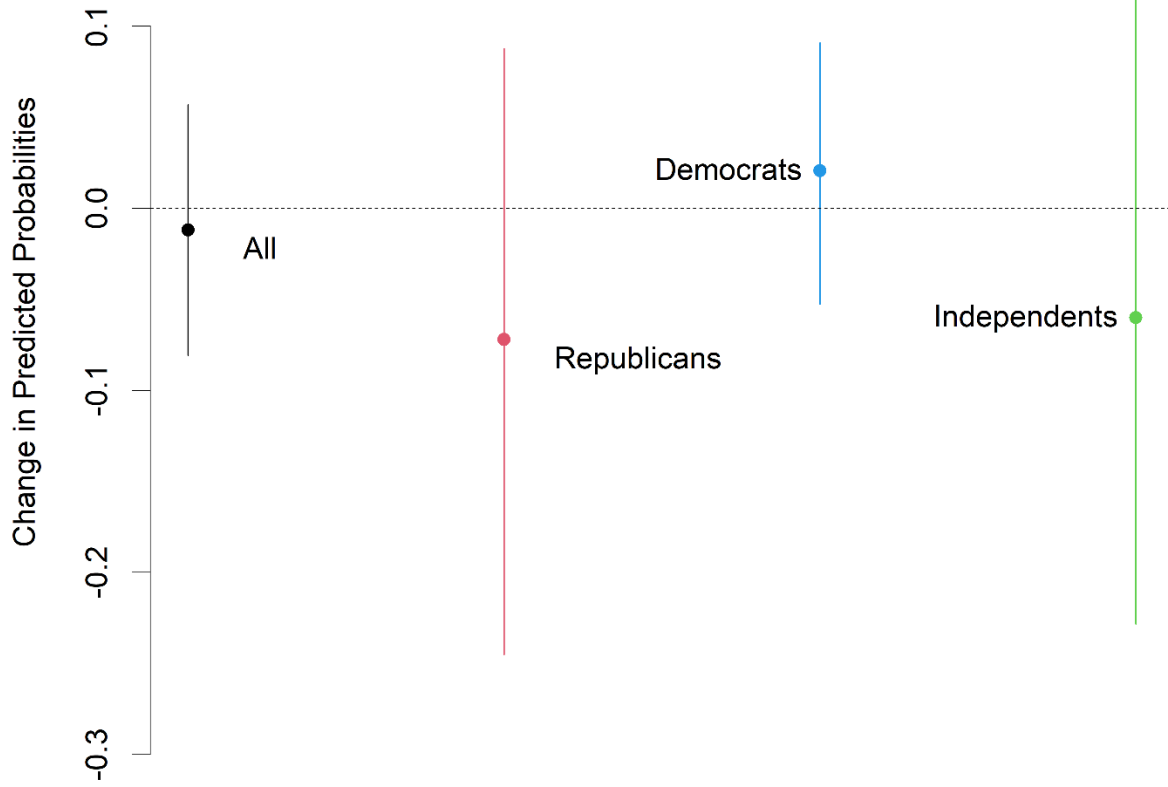


Change in Probability of Sympathy for Arab Muslims from National Values

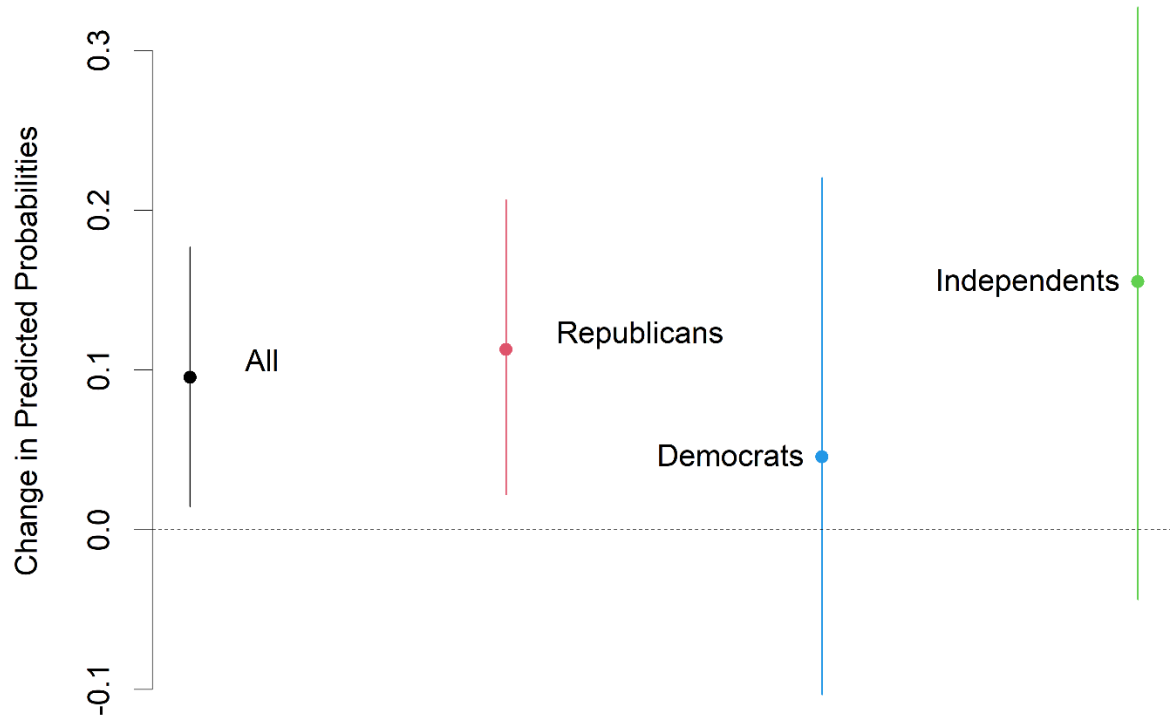
Relationship of Christian Values and Sympathy towards Muslims



Relationship of Defense as a National Value and Sympathy towards Muslims

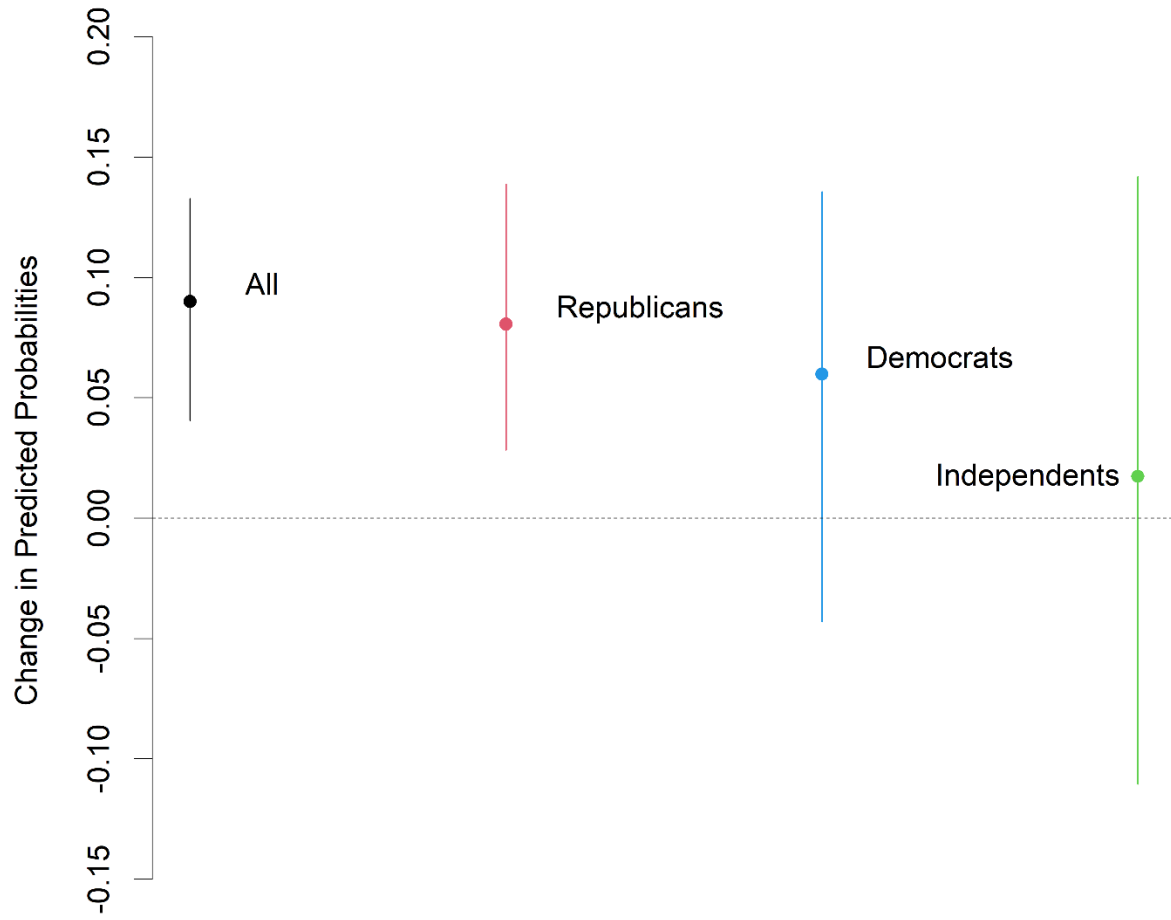


Relationship of Diversity as a National Value and Sympathy towards Muslims

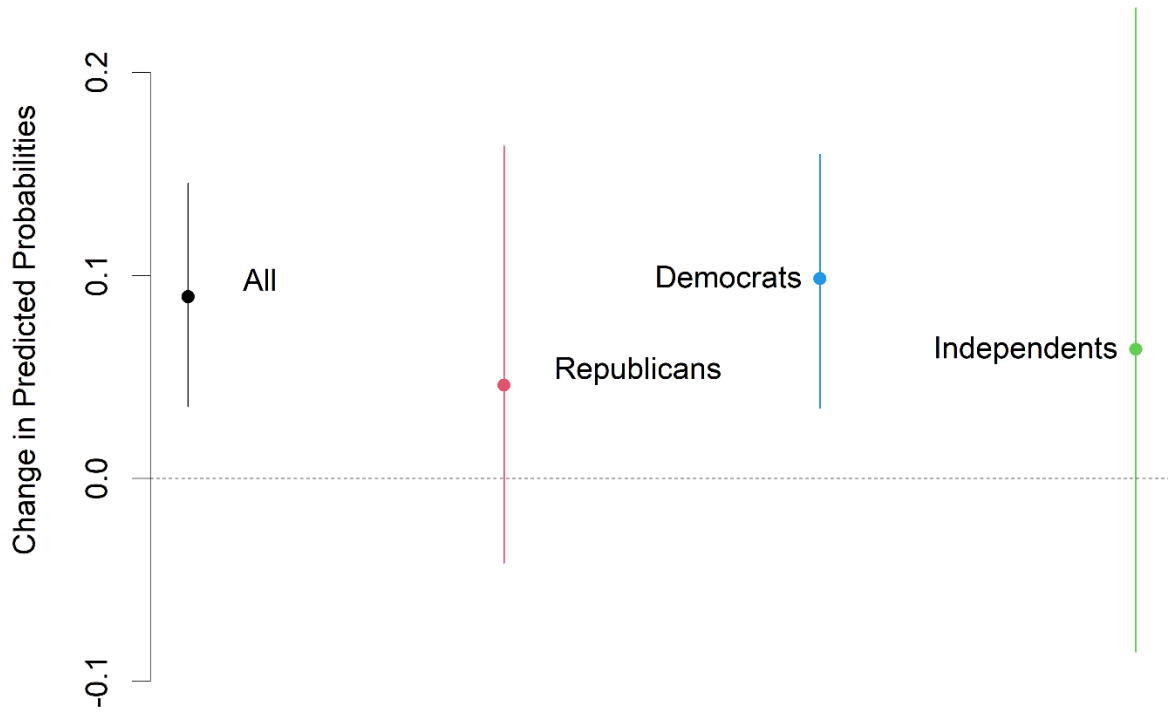


Change in Probability of Sympathy for Arab Christians from National Values

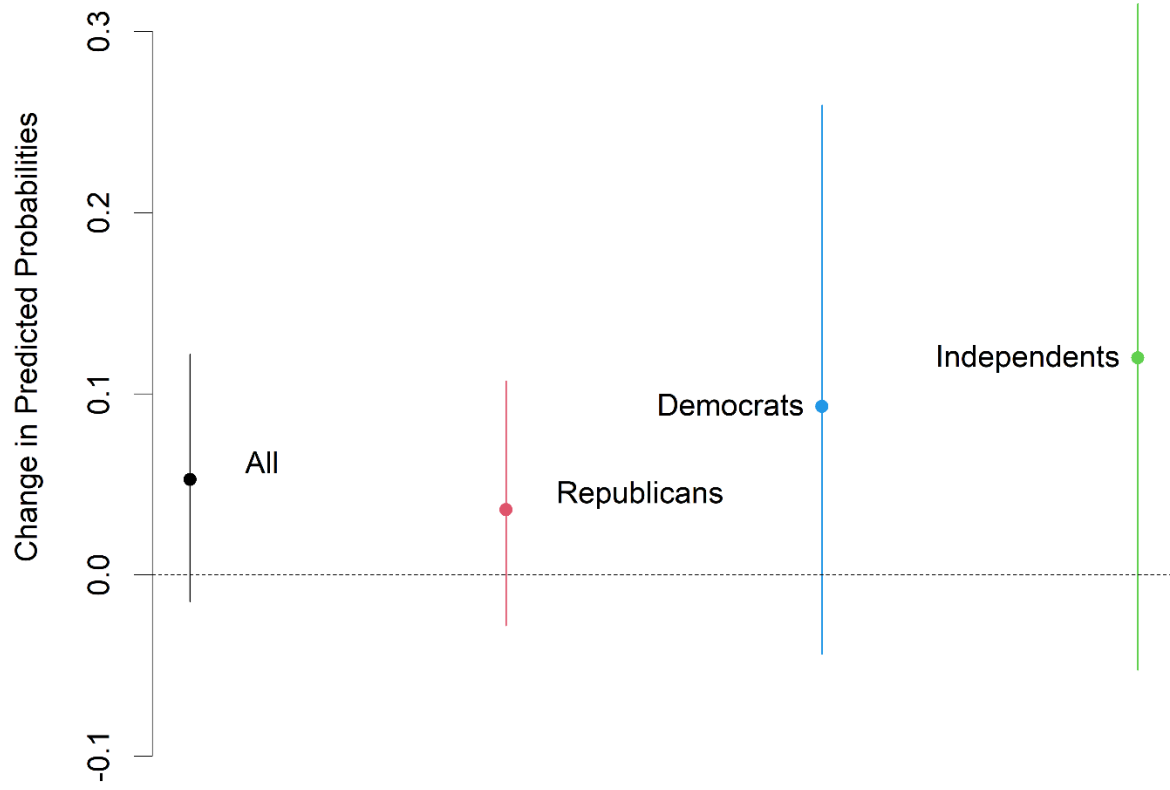
Relationship of Christian Values and Sympathy towards Christians



Relationship of Defense as a National Value and Sympathy towards Christians

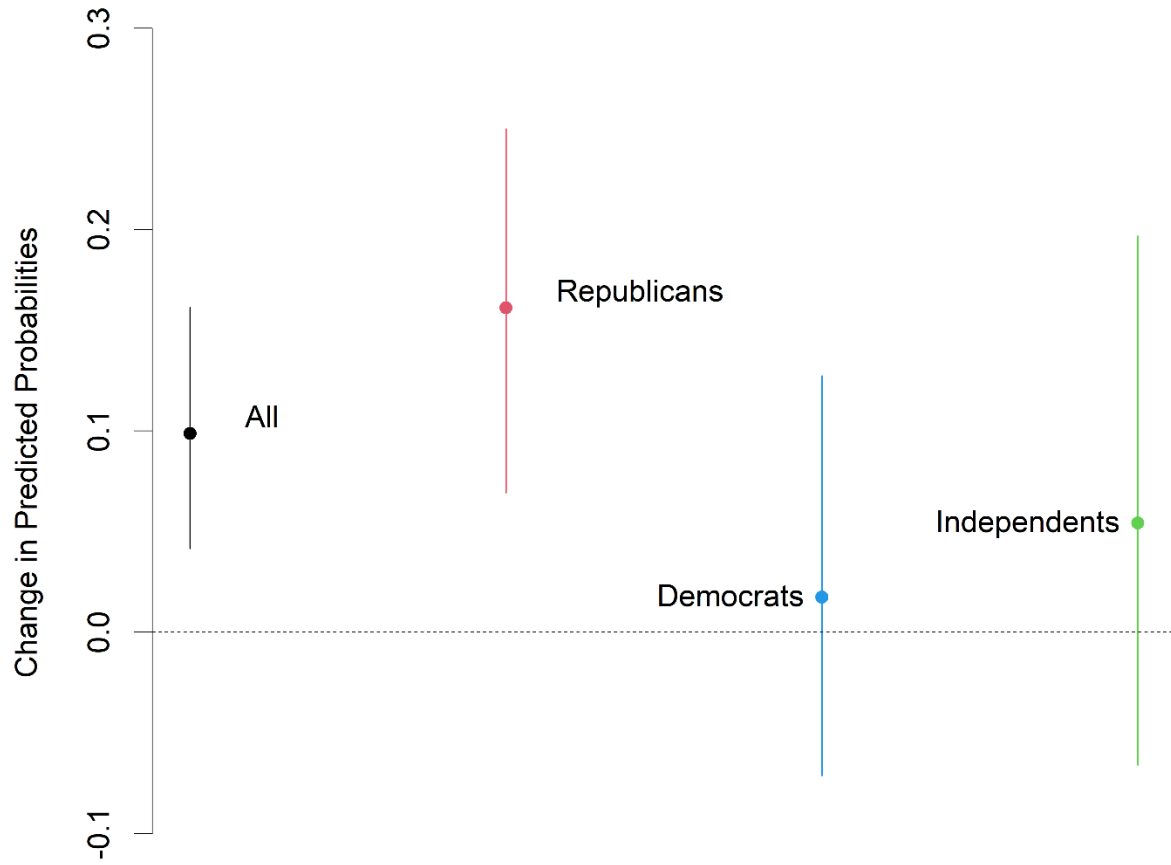


Relationship of Diversity as a National Value and Sympathy towards Christians

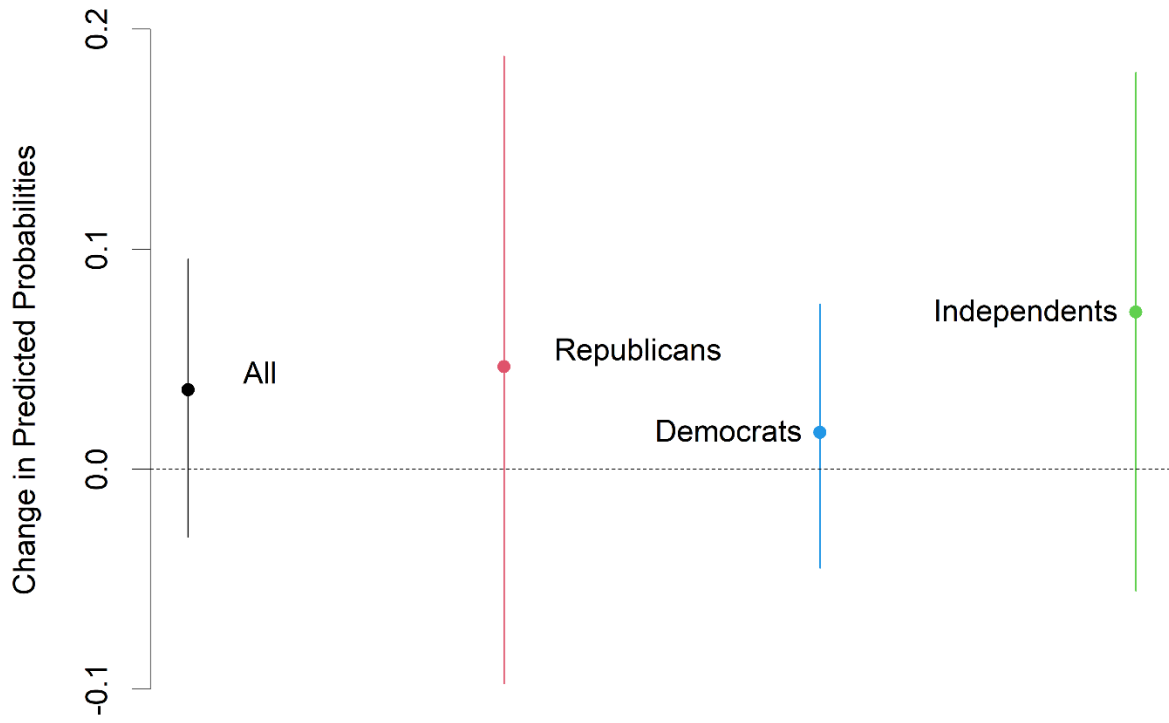


Change in Probability of Preferring a Jewish State to a Democracy from National Values

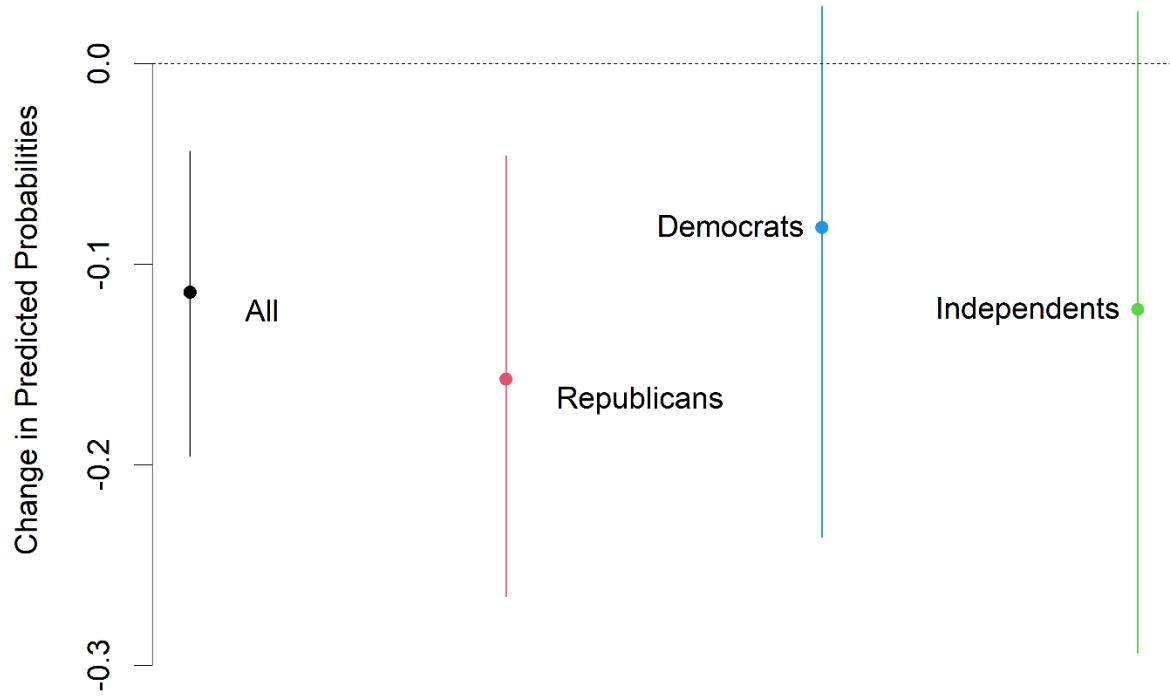
Relationship of Christian Values and Support for Jewish State



Relationship of Defense as a National Value and Support for Jewish State

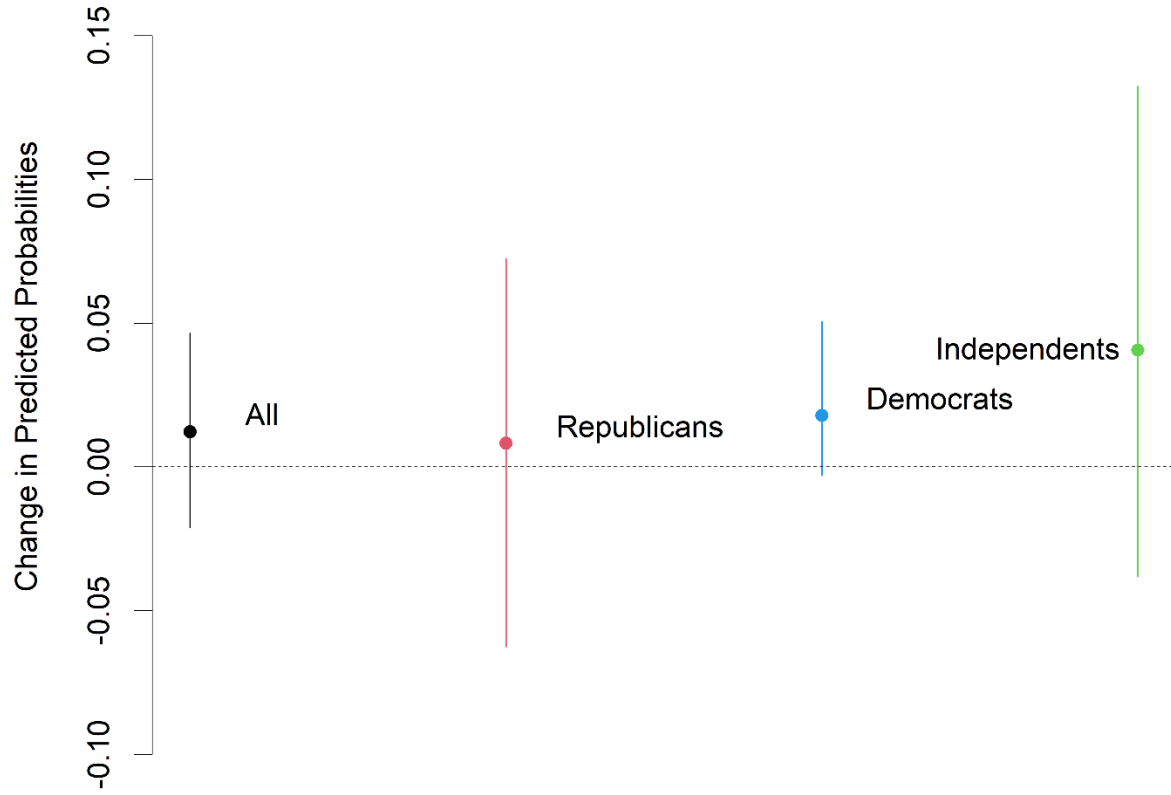


Relationship of Diversity as a National Value and Support for Jewish State

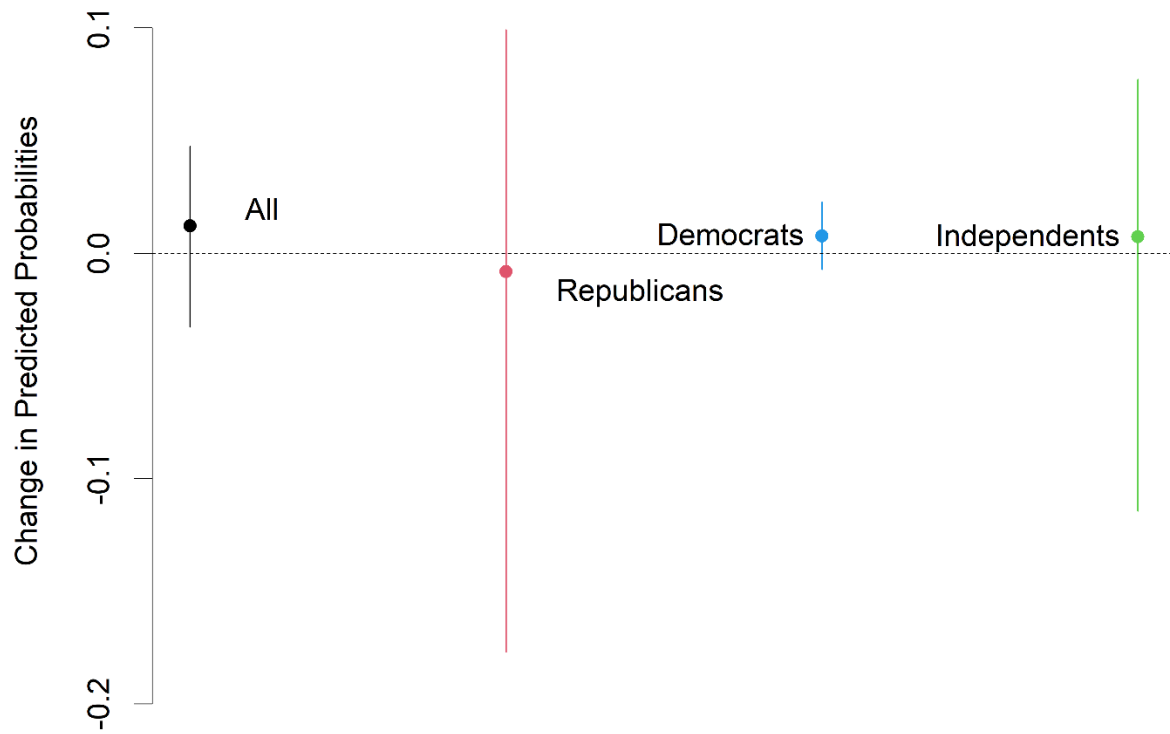


Change in Probability of Supporting Unequal Annexation from National Values

Relationship of Christian Values and Support for Unequal Annexation



Relationship of Defense as a National Value and Support for Unequal Annexation



Relationship of Diversity as a National Value and Support for Unequal Annexation

